



# **KOGI STATE GOVERNMENT OF NIGERIA**

## **AUDITED FINANCIAL STATEMENTS**

*FOR*

**THE YEAR ENDED**

**31 DECEMBER, 2020**



**KOGI STATE GOVERNMENT**

## **MINISTRY OF FINANCE, BUDGET AND ECONOMIC PLANNING**

27<sup>th</sup> July, 2021

**Kogi State Government of Nigeria**  
**Financial Statements for the Year ended 31 December 2020**

### **Forward by the Honourable Commissioner of Finance, Budget and Economic Planning**

In the year under review, the Government of Kogi State under the Leadership of His Excellency, Alhaji Yahaya Bello ensured full Accountability in the management of all the resources at her disposal in the public interest and render stewardship by demonstrating in a manner that reflects effective and efficient use of resources. We, therefore, provided clear, accurate, and comprehensive financial information to all Stakeholders quarterly throughout the year.

The adoption of Accrual-Based accounting by Kogi State in line with International Public Sector Accounting Standards (IPSAS) ensures greater transparency and accountability in public sector finances as well as better monitoring and utilization of government resources. Thus, the importance of maintaining the public's trust and confidence is central to the purpose and outcomes of this administration to which we pledged to work with the highest standards of integrity and conduct to maintain the trust and confidence reposed in us.

In preparing and presenting the 2020 General Purpose Financial Statements (GPFS), we were mindful of the principles and concepts of Public Sector financial management such as Transparency, Fairness, Integrity, and Trust, which form the fulcrum of this present administration.

Therefore, we have prepared this General Purpose Financial Statements (GPFS) for the Year ended 31 December 2020, to meet the information needs of Stakeholders, the good people of Kogi State, and the General Public.

A handwritten signature in green ink, appearing to be 'Asiwaju Asiru Idris', is written over a faint, illegible stamp.

**Asiwaju Asiru Idris , FCA**  
Honourable Commissioner of Finance, Budget and Economic Planning,  
Kogi State of Nigeria.



# **KOGI STATE GOVERNMENT OF NIGERIA**

## **OFFICE OF THE ACCOUNTANT GENERAL**

### **Report of the Accountant General On the Financial Statements of Kogi State For the Year Ended 31 December 2020**

#### **Responsibility For the Financial Statements**

These Financial Statements have been prepared in accordance with the provisions of the Finance (Control and Management) Act 1958 now CAP F26 LFN 2004. The Financial Statements comply with the generally accepted accounting practice and with the provisions of International Public Sector Accounting Standards (IPSAS) accrual basis of accounting, issued by the International Public Sector Accounting Standard Board (IPSASB) for the three tiers of government **vide** National Treasury Circular **Ref. No. OAGF/CAD/POL/C.0301/VOL.I/01** dated **23 October 2014**.

To fulfill Accounting and Reporting Responsibilities, the Accountant-General is responsible for establishing and maintaining adequate system of internal controls designed to provide reasonable assurance that the transactions recorded are within statutory authority and they adequately disclose the use of all public financial resources by the Government.

The responsibility for the preparation of the Financial Statements rest entirely with the office of the Accountant-General. Therefore, this Financial Statements reflect the financial position of Kogi State Government as at 31 December 2020 and its operations for the year ended on that date.

A handwritten signature in black ink, appearing to read 'Alhaji Momoh Jibrin', is written over a horizontal line.

**Alhaji Momoh Jibrin, FCNA, B.Sc.  
Accountant-General,  
Kogi State.**



# OFFICE OF THE STATE AUDITOR GENERAL

## KOGI STATE GOVERNMENT OF NIGERIA

*Our Ref:*

### AUDIT CERTIFICATE

The Financial Statements and Accounts of the Government of Kogi State of Nigeria for the year ended 31 December 2020 have been audited in accordance with section 125 subsection 2 of the Constitution of the Federal Republic of Nigeria 1999 (as amended) and the Kogi State Audit Law of 2019. The audit was conducted in accordance with International Standards on Auditing and INTOSAI Auditing Standards.

In the course of the audit, I evaluated the overall adequacy of the information presented in the General-purpose Financial Statements which were prepared in accordance with International Public Sector Accounting Standards (IPSAS) as described in Note 1 to 42. I have obtained information and explanation that to the best of my knowledge was relevant and necessary for the purposes of the audit. This audit has provided me with reasonable evidence and assurances which formed the basis for my independent opinion.

In my opinion, the Financial Statements which are in agreement with the books of accounts and records show a true and fair view of the Financial Position of the Government of Kogi State for the year ended 31 December 2020 and the transactions for the fiscal year ended on that date.

### Special Opinion

The State is eligible to receive performance-based grant financing from the Federal Government subject to performance against predefined criteria in the World Bank Assisted States Fiscal Transparency, Accountability and Sustainability Program for Results (SFTAS PforR). The expenditure framework are detailed in Note 42 in the attached General Purpose Financial Statements of Kogi State Government.

In my opinion, Note 42 presents fairly, in all material respects, the expenditures incurred by the SFTAS activity generating agencies of the State for the year ended 31 December 2019 and year ended 31 December 2020 as required in accordance with IPSAS as described in Note 42.

Also, the State received financing from the Federal Government to cushion the impact of Covid-19. The expenditure framework (and receipts) are detailed in Note 41 in the attached General Purpose Financial Statements of the State Government.

In my opinion, Note 41 present fairly, in all material respects, the expenditures incurred (and funds received) against the Covid-19 Program by the State for the year ended 31 December 2020 in accordance with IPSAS as described in Note 41.

**Yakubu. Y. Okala FCA, ACFT, MBA, B.Sc.**

**FRC/2018/ICAN/00000017735**

Auditor General, Kogi State

Lokoja, Nigeria

26 July 2021

**KOGI STATE GOVERNMENT OF NIGERIA**  
**FINANCIAL STATEMENTS FOR THE YEAR ENDED 31 DECEMBER 2020**  
**CONSOLIDATED STATEMENT OF FINANCIAL PERFORMANCE**

REVENUE	NOTES	YEAR ENDED 31	YEAR ENDED 31
		DECEMBER 2020	DECEMBER 2019
		₦	₦
GOVERNMENT SHARE OF FAAC (STATURORY REVENUE)	18	42,246,772,174	48,741,034,875
GOVERNMENT SHARE OF VALUE ADDED TAX (VAT)	19	14,643,922,997	12,086,864,902
TAX REVENUE	20	11,345,191,081	10,993,913,198
NON-TAX REVENUE	21	6,110,028,448	6,205,293,207
AID AND GRANTS	22	22,564,803,409	2,977,389,612
GAIN ON INVESTMENT	23	476,147	-
REFUND FROM FEDERAL GOVERNMENT	24	8,084,150,461	-
OTHER SUNDRY REFUNDS	24a	3,366,119	-
<b>TOTAL REVENUE (A)</b>		<b>104,998,710,836</b>	<b>81,004,495,794</b>
<b>EXPENDITURES:</b>			
SALARIES & WAGES	25	25,572,872,394	33,740,343,885
SOCIAL BENEFITS	26	10,366,920,483	25,607,295,090
OVERHEAD COST	27	27,136,530,459.10	29,826,174,501
DEPRECIATION CHARGES FOR (PPE)	28	7,804,772,208.10	5,563,868,631
IMPAIRMENTS (LOSS) ON INVESTMENT	29	-	38,061,617
<b>TOTAL EXPENDITURES (B)</b>		<b>70,881,095,544</b>	<b>94,775,743,724</b>
<b>SURPLUS/(DEFICIT) FROM OPERATING ACTIVITIES FOR THE PERIOD =C (A-B)</b>		<b>34,117,615,292</b>	<b>(13,771,247,930)</b>
<b>LESS:</b>			
PUBLIC DEBT CHARGES	30	3,689,429,942	(5,464,735,018)
<b>TOTAL NON-OPERATING REVENUE/(EXPENSES)</b>		<b>30,428,185,349</b>	<b>(19,235,982,948)</b>
<b>SURPLUS/(DEFICIT) FROM OPERATING ORDINARY ACTIVITIES</b>		<b>30,428,185,349</b>	<b>(19,235,982,948)</b>
<b>NET SURPLUS/ (DEFICIT) FOR THE PERIOD</b>		<b>30,428,185,349</b>	<b>(19,235,982,948)</b>

  
**ALHAJI MOMOH JIBRIN (FCNA)**  
 ACCOUNTANT-GENERAL,  
 KOGI STATE.

**KOGI STATE GOVERNMENT OF NIGERIA**  
**FINANCIAL STATEMENTS FOR THE YEAR ENDED 31 DECEMBER 2020**  
**CONSOLIDATED STATEMENT OF FINANCIAL POSITION**

ASSETS	NOTES	YEAR ENDED 31 DECEMBER 2020	YEAR ENDED 31 DECEMBER 2019	
<b>CURRENT ASSETS:</b>				
CASH AND CASH EQUIVALENTS	31	46,352,804,441	32,456,282,771	
PREPAYMENTS	32	-	146,045,363	
RECEIVABLES	33	2,003,238,587	-	
<b>TOTAL CURRENT ASSETS (A)</b>		<b>48,356,043,027</b>	<b>48,356,043,027</b>	<b>32,602,328,134</b>
<b>NON-CURRENT ASSETS:</b>				
LONG -TERM LOANS (CBN - SME LOAN)	34	-	2,000,000,000	
INVESTMENTS	23	701,636,203	701,160,055	
PROPERTIES, PLANTS & EQUIPMENT	36	225,684,077,785	811,806,839,290	
BIOLOGICAL ASSETS	37	593,712,029,920	-	
<b>TOTAL NON-CURRENT ASSETS (B)</b>		<b>820,097,743,908</b>	<b>820,097,743,908</b>	<b>814,507,999,345</b>
<b>TOTAL ASSETS C = (A + B)</b>			<b>868,453,786,935</b>	<b>847,110,327,479</b>
<b>LIABILITIES:</b>				
<b>CURRENT LIABILITIES</b>				
SHORT-TERM LOANS	38	5,710,293,923.26	14,238,938,615	
PAYABLES	39	734,989,689	836,029,274	
<b>TOTAL CURRENT LIABILITIES (D)</b>		<b>6,445,283,612</b>	<b>6,445,283,612</b>	<b>15,074,967,889</b>
<b>NON-CURRENT LIABILITIES</b>				
LONG-TERM BORROWINGS	40	74,527,053,565	74,982,095,182	
<b>TOTAL NON-CURRENT LIABILITIES (E)</b>		<b>74,527,053,565</b>	<b>74,527,053,565</b>	<b>74,982,095,182</b>
<b>TOTAL LIABILITIES F = (D + E)</b>			<b>80,972,337,178</b>	<b>90,057,063,071</b>
<b>NET ASSETS G = (C - F)</b>			<b>787,481,449,757</b>	<b>757,053,264,408</b>
<b>NET ASSETS/EQUITY:</b>				
RESERVES B/F		757,053,264,408	776,289,247,356	
ACCUMMULATED SURPLUSES/(DEFICIT)		30,428,185,349	(19,235,982,948)	
<b>TOTAL NET ASSETS/EQUITY</b>		<b>787,481,449,757</b>	<b>787,481,449,757</b>	<b>757,053,264,408</b>



**ALHAJI MOMOH JIBRIN (FCNA)**  
ACCOUNTANT-GENERAL,

**KOGI STATE GOVERNMENT OF NIGERIA****FINANCIAL STATEMENTS FOR THE YEAR ENDED 31 DECEMBER 2020****CONSOLIDATED STATEMENT OF CHANGES IN ASSETS/EQUITY**

<b>DESCRIPTION</b>	<b>RESERVES</b>	<b>ACCUMLATED SURPLUS/(DEFICITS)</b>	<b>TOTAL</b>
<b>CLOSING BALANCE AS AT 31 DECEMBER 2019</b>	776,289,247,356	(19,235,982,948)	757,053,264,408
CREDIT TRANSACTIONS			
DEBIT TRANSACTIONS			
<b>NET SURPLUS/ (DEFICIT)</b>			
<b>OPENING BALANCE AS AT 01 JANUARY 2020</b>	757,053,264,408	-	757,053,264,408
CREDIT TRANSACTIONS			
DEBIT TRANSACTIONS			
<b>NET SURPLUS/ (DEFICIT)</b>	-	30,428,185,349	30,428,185,349
<b>RESERVES</b>			-
<b>CLOSING BALANCE AS AT 31 DECEMBER 2020</b>	<b>757,053,264,408</b>	<b>30,428,185,349</b>	<b>787,481,449,757</b>



**ALHAJI MOMOH JIBRIN (FCNA)**  
ACCOUNTANT-GENERAL,  
KOGI STATE.


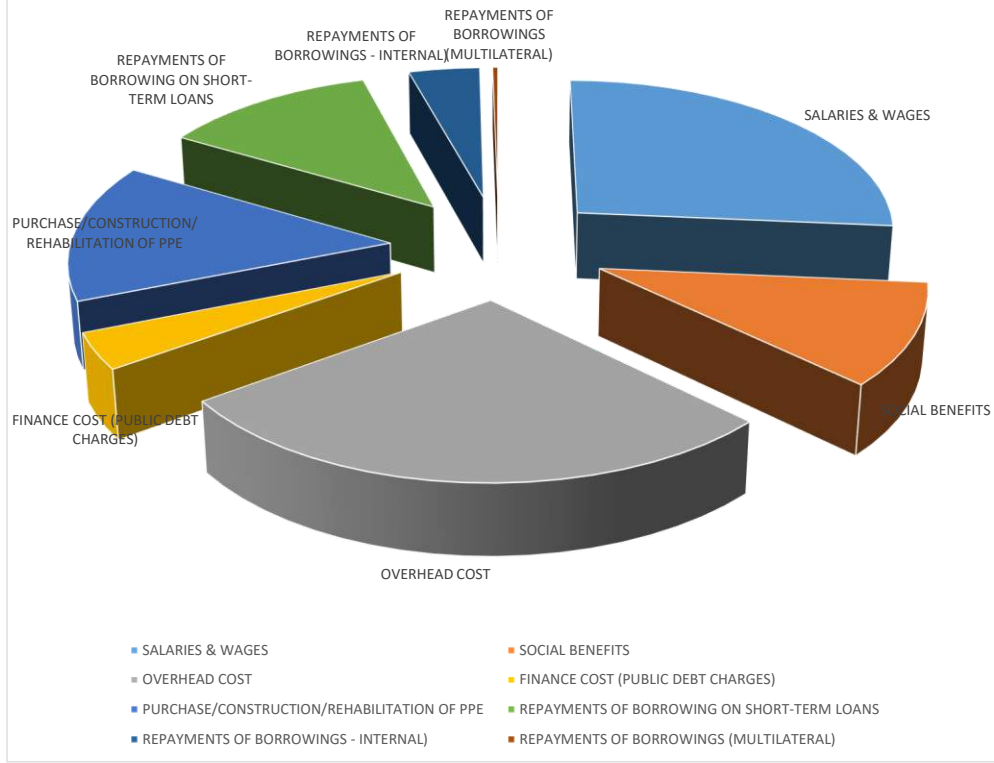

KOGI STATE GOVERNMENT OF NIGERIA			
FINANCIAL STATEMENTS FOR THE YEAR ENDED 31 DECEMBER 2020			
CONSOLIDATED STATEMENT OF CASHFLOW			
DESCRIPTION	NOTES	YEAR ENDED 31 DECEMBER 2020	YEAR ENDED 31 DECEMBER 2019
<b>CASHFLOWS FROM OPERATING ACTIVITIES</b>			
GOVERNMENT SHARE OF FAAC (STATURORY REVENUE)	18	42,246,772,174	48,741,034,875
GOVERNMENT SHARE OF VALUE ADDED TAX (VAT)	19	14,643,922,997	12,086,864,902
TAX REVENUE	20	11,345,191,081	10,993,913,198
NON-TAX REVENUE	21	6,110,028,448	6,205,293,207
AID AND GRANTS (SFTAS, COVID,APPEALS,)	22	22,564,803,409	2,977,389,612
REFUND FROM FEDERAL GOVERNMENT	24	8,084,150,461	-
OTHER SUNDRY REFUNDS	24a	3,366,119	-
<b>TOTAL INFLOWS FROM OPERATING ACTIVITIES</b>		<b>104,998,234,689</b>	<b>81,004,495,794</b>
<b>EXPENDITURES</b>			
SALARIES & WAGES	25	25,572,872,394	33,740,343,885
SOCIAL BENEFITS	26	10,366,920,483	25,607,295,090
OVERHEAD COST	27	27,136,530,459	29,826,174,501
FINANCE COST (PUBLIC DEBT CHARGES)	28	3,689,429,942	5,464,735,018
<b>TOTAL OUTFLOWS FROM OPERATING ACTIVITIES</b>		<b>66,765,753,279</b>	<b>94,638,548,494</b>
<b>NET CASHFLOWS FROM OPERATING ACTIVITIES</b>		<b>38,232,481,410</b>	<b>(13,634,052,700)</b>
<b>CASHFLOWS FROM INVESTING ACTIVITIES:</b>			
<b>LESS OUTFLOWS:</b>			
PURCHASE/CONSTRUCTION/REHABILITATION OF PPE	23	(14,045,174,638)	(28,589,764,955)
PURCHASE/CONSTRUCTION OF INVESTMENT PROPERTY		-	-
PURCHASE OF INTANGIBLE ASSETS		-	-
ACQUISITION OF INVESTMENTS		-	-
<b>NET CASHFLOWS FROM INVESTING ACTIVITIES</b>		<b>(14,045,174,638)</b>	<b>(28,589,764,955)</b>
<b>CASHFLOWS FROM FINANCING ACTIVITIES:</b>			
PROCEEDS ON BORROWINGS FROM LONG-TERM LOANS		-	23,193,907,681
REPAYMENTS OF BORROWING ON SHORT-TERM LOANS	38	(10,420,731,100)	10,601,671,594
REPAYMENTS OF BORROWING ON LONG-TERM LOANS	40	(1,798,162,525)	(7,460,044,997)
<b>NET CASHFLOWS FROM FINANCING ACTIVITIES</b>		<b>(12,218,893,625)</b>	<b>26,335,534,277</b>
<b>NET CASHFLOWS FROM ALL ACTIVITIES</b>		<b>11,968,413,146</b>	<b>(15,888,283,378)</b>
<b>PRIOR YEARS' ADJUSTMENTS</b>		<b>1,928,108,524</b>	<b>31,846,649,253</b>
<b>OPENING CASH BALANCE (01/01/2020)</b>		<b>32,456,282,771</b>	<b>16,497,916,896</b>
<b>CLOSING CASH BALANCE (31/12/2020)</b>		<b>46,352,804,441</b>	<b>32,456,282,771</b>
			
<b>ALHAJI MOMOH JIBRIN (FCNA)</b> ACCOUNTANT-GENERAL, KOGI STATE.			



Chart Title




<b>KOGI STATE GOVERNMENT OF NIGERIA</b>		
<b>FINANCIAL STATEMENTS FOR THE YEAR ENDED 31 DECEMBER 2020</b>		
<b>RECONCILIATION OF NET SURPLUS/DEFICIT TO NET CASH FLOW FROM OPERATING ACTIVITIES</b>		
<b>DESCRIPTION</b>	<b>NOTE</b>	<b>YEAR ENDED 31 DECEMBER 2020</b>
Net Surplus/(Deficit) as per Statement of Financial Performance		30,428,185,349
<b>Add/(Less) Non-Cash Items:</b>		
Depreciation	28	7,804,772,208
Gain on Investment	23	(476,147)
<b>TOTAL NON-CASH ITEMS</b>		<b>38,232,481,410</b>
<b>Add/(Less) movements in Statement of Financial Position Items:</b>		
Increase/(Decrease) in Short-Term Loan = Proceeds from Borrowing		-
Increase/(Decrease) in Long-Term Loan = Proceeds from Borrowing		-
Increase/(Decrease) Old Loans Recognized in this Current Year	40	(1,798,162,525)
Increase/(Decrease) in Loan Repayment within the year, 2020		(16,029,044,168)
<b>TOTAL MOVEMENTS IN WORKING CAPITAL ITEMS</b>		<b>(17,827,206,693)</b>
<b>Add/(Less) items Classified as Investing Activities:</b>		
Purchase of Property, Plants & Equipment (PPE)	36	(14,045,174,638)
<b>Total Items Classified as Investing Activities</b>		<b>(14,045,174,638)</b>
<b>NET CASHFLOW FROM ALL OPERATING ACTIVITIES</b>		<b>11,968,413,146</b>
Cash & Cash Equivalent as at 01 January 2020		32,456,282,771
Prior year adjustment		1,928,108,524
<b>Cash &amp; Cash Equivalent as at 31 December 2020</b>		<b>46,352,804,441</b>
<p>The State Government on the 11/12/2019 set up a Domestic Debt Arrears Clearance Committee (DDACC) in line with SFTAS requirement/recommendation to Verified, Authenticate, Revalue and Recognize the TRUE and ACTUAL Debt Profile of the State. This exercise led to increase or decrease in previously reported balances in the Current Year's Financial Statements , hence, the Prior Year Adjustments. Also, not all Bank Balances recognized in 2020, represent Actual Movement of Cash within the year 2020</p>		
		
<p><b>ALHAJI MOMOH JIBRIN (FCNA)</b> ACCOUNTANT-GENERAL, KOGI STATE.</p>		

<b>KOGI STATE GOVERNMENT OF NIGERIA</b>						
<b>FINANCIAL STATEMENTS FOR THE YEAR ENDED 31 DECEMBER 2020</b>						
<b>STATEMENT OF COMPARISON OF BUDGET TO ACTUAL</b>						
<b>RECURRENT REVENUE</b>	<b>Note</b>	<b>Budget</b>			<b>Actual</b>	<b>Variance</b>
		<b>Original</b>	<b>Revised</b>	<b>Final</b>		
Government Share of	<b>18a</b>	50,428,800,000	29,189,675,754	40,036,675,754	37,462,867,002	2,573,808,752
Excess Crude		120,000,000	120,000,000	120,000,000	-	120,000,000
Budget	<b>18d</b>	-	-	-	2,174,710,247	(2,174,710,247)
Exchange Difference	<b>18b</b>	100,000,000	200,000,000	1,200,000,000	1,146,721,913	53,278,087
Refund from Federal Govern	<b>24</b>	130,893,199	130,893,199	130,893,199	8,084,150,461	(7,953,257,262)
Non-oil Revenue	<b>18g</b>	2,000,000,000	600,000,000	600,000,000	734,765,394	(134,765,394)
FOREX Equalization	<b>18e</b>	1,500,000,000	600,000,000	600,000,000	474,286,329	125,713,671
Excess Bank Charge	<b>18c</b>	120,698,829	120,698,829	120,698,829	13,871,521	106,827,308
Solid Mineral Revenue	<b>18f</b>	-	-	-	239,549,769	(239,549,769)
Government Share of VAT	<b>19</b>	17,500,000,000	11,800,000,000	16,800,866,078	14,643,922,997	2,156,943,081
Tax Revenue	<b>20</b>		12,111,966,509	8,512,152,559	11,345,191,081	(2,833,038,522)
Non-Tax Revenue	<b>21</b>		8,920,150,704	8,519,964,704	6,110,028,448	2,409,936,256
Gain on Investment	<b>23</b>		-	-	476,147	(476,147)
Other Sundry Refunds	<b>24a</b>		-	-	3,366,119	(3,366,119)
<b>TOTAL RECURRENT REVENUE</b>		<b>71,900,392,028</b>	<b>63,793,384,995</b>	<b>76,641,251,123</b>	<b>82,433,907,427</b>	<b>(5,792,656,304)</b>
<b>CAPITAL RECEIPT</b>						
COVID-19 Donations to Sta	<b>22</b>	-	4,500,000,000	4,500,000,000	2,956,689,673	1,543,310,327
State Fiscal Transparency,	<b>22</b>	6,000,000,000	3,000,000,000	7,000,000,000	9,970,000,000	(2,970,000,000)
PFMU- WORLD BANK	<b>22</b>	3,000,000,000	1,000,000,000	1,000,000,000	5,950,040,000	(4,950,040,000)
SUBED SPECIAL	<b>22</b>	1,012,682,704	1,012,682,704	1,012,682,704	3,039,768,158	(2,027,085,454)
Kogi State Community &	<b>22</b>	550,000,000	300,000,000	300,000,000	648,305,579	(348,305,579)
Commercial Bank Facilities		16,000,000,000	2,000,000,000	2,000,000,000	-	2,000,000,000
<b>TOTAL CAPITAL RECEIPT</b>		<b>26,562,682,704</b>	<b>11,812,682,704</b>	<b>15,812,682,704</b>	<b>22,564,803,410</b>	<b>(6,752,120,706)</b>
<b>TOTAL REVENUE</b>		<b>98,463,074,732</b>	<b>75,606,067,699</b>	<b>92,453,933,827</b>	<b>104,998,710,837</b>	<b>(12,544,777,010)</b>
<b>RECURRENT EXPENDITURES</b>						
Salaries & Wages	25	32,487,241,598	31,746,579,079	31,161,409,079	25,572,872,394	5,588,536,685
Social Benefits	25	8,482,000,000	6,451,013,400	10,398,403,959	10,366,920,483	31,483,476

Overhead Cost	27	39,330,920,737	26,761,987,643	35,248,867,084	27,167,437,017	8,081,430,067
Public Debt Charges	30	6,664,549,280	1,871,600,000	1,871,600,000	3,689,429,942	(1,817,829,942)
<b>TOTAL RECURRENT EXPENSES</b>		<b>86,964,711,615</b>	<b>66,831,180,122</b>	<b>78,680,280,122</b>	<b>66,796,659,836</b>	<b>11,883,620,286</b>
<b>CAPITAL EXPENDITURE</b>						
Property, Plant & Equipment	36	89,158,380,316	35,291,911,809	44,290,677,887	14,045,174,638	<b>30,245,503,249</b>
<b>TOTAL CAPITAL EXPENDITURE</b>		<b>89,158,380,316</b>	<b>35,291,911,809</b>	<b>44,290,677,887</b>	<b>14,045,174,638</b>	<b>30,245,503,249</b>
<b>TOTAL EXPENDITURE</b>		<b>176,123,091,931</b>	<b>102,123,091,931</b>	<b>122,970,958,009</b>	<b>80,841,834,474</b>	<b>42,129,123,535</b>



Alhaji Momoh Jibrin (FCNA)  
Accountant General of Kogi State  
Kogi State

<b>KOGI STATE GOVERNMENT OF NIGERIA</b>					
<b>FINANCIAL STATEMENTS FOR THE YEAR ENDED 31 DECEMBER 2020</b>					
<b>FIVE YEARS FINANCIAL SUMMARY OF ACTUAL REVENUE &amp; EXPENDITURE</b>					
<b>REVENUE</b>	<b>YEAR ENDED 31 DECEMBER 2020</b>	<b>YEAR ENDED 31 DECEMBER 2019</b>	<b>YEAR ENDED 31 DECEMBER 2018</b>	<b>YEAR ENDED 31 DECEMBER 2017</b>	<b>YEAR ENDED 31 DECEMBER 2016</b>
GOVERNMENT SHARE OF FAAC	42,246,772,174.00	48,741,034,875	63,022,947,449	49,407,529,589	43,383,922,064
GOVERNMENT SHARE OF VAT	14,643,922,997.00	12,086,864,902	11,259,138,718	10,014,002,427	7,694,488,524
TAX REVENUE	11,345,191,081.00	10,993,913,198	6,942,732,056	7,620,174,579	6,496,025,470
NON-TAX REVENUE	6,110,028,448.00	6,205,293,207	4,520,456,754	2,873,007,158	3,715,571,383
AIDS & GRANTS	22,564,803,409.00	2,977,389,612	36,691,242	100,000,000	-
GAIN ON INVESTMENTS	476,147.36	-	143,952,448	48,425	1,522,637
REFUND FROM FEDERAL GOVERNMENT	8,084,150,461.00	-	-	-	-
OTHER SUNDRY REFUNDS	3,366,119.00	-	-	-	-
<b>TOTAL REVENUEE</b>	<b>104,998,710,836.36</b>	<b>81,004,495,795</b>	<b>85,925,918,667</b>	<b>70,014,762,179</b>	<b>61,291,530,078</b>
<b>EXPENDITURE:</b>					
SALARY & WAGES	25,572,872,394.00	33,740,343,885	25,037,072,557	22,175,646,412	28,764,465,679
SOCIAL BENEFITS	10,366,920,483.00	25,607,295,090	5,436,782,295	5,522,350,363	10,851,969,028
OVERHEAD COSTS	27,167,437,017.00	29,826,174,501	25,045,082,830	27,320,684,786	20,393,402,772
DEPRECIATION CHARGES	7,804,772,208.10	5,563,868,631	1,711,364,363	1,546,831,667	3,066,453,901
PUBLIC DEBT CHARGES	3,689,429,942.00	5,464,735,019	520,527,175	3,997,662,998	2,692,748,905
ACQUISITION OF PROPERTY, PLANTS & EQUIPMENT (PPE)	14,045,174,638.41	28,589,764,955	16,169,140,400	19,888,119,811	15,828,823,277
IMPAIRMENT (LOSS) ON INVESTMENT	-	38,061,617	-	-	-
<b>TOTAL EXPENDITURE</b>	<b>88,646,606,682.51</b>	<b>128,830,243,697</b>	<b>73,919,969,620</b>	<b>80,451,296,037</b>	<b>81,597,863,562</b>
<b>CASH AND CASH EQUIVALENT</b>	<b>44,902,081,236.00</b>	<b>32,456,282,771</b>	<b>16,497,916,896</b>	<b>13,673,278,652</b>	<b>20,398,489,309</b>
					
<b>Alhaji Momoh Jibrin (FCNA)</b> <b>Accountant General of Kogi State</b>					

**Kogi State Government of Nigeria**  
**Financial Statements for the Year Ended 31 December 2020**  
**Notes to the Financial Statements**

**1. Introduction**

In compliance with Section 101 of the Financial Regulation as well as Provision of the Finance (Control and Management) Act 1958, now CAP F.26 LFN 2004, I have the honour and privilege to present the report on the accounts of the Kogi State Government of Nigeria for the financial year ended 31 December 2020, together with the notes thereon. The preparations have been made to comply with the provisions of International Public Sector Accounting Standards (IPSAS) Accrual Basis of Accounting.

**2. Legal Basis and Accounting Framework**

These Financial Statements have been prepared in accordance with the provisions of the Finance (Control and Management) Act 1958 now CAP F26 LFN 2004 as well as the National Treasury Circular TRY/A5 & B5/2016.OAGF/CAD/26/V.III/7. The Statements comply with the provisions of International Public Sector Accounting Standards (IPSAS) Accrual Basis, issued by the International Public Sector Accounting Standard Board (IPSASB) for the three tiers of government in Nigeria.

In accordance with the provisions of Finance (Control and Management) Act, 1958 and Section 101 of Financial Instruction (FI), the Accountant-General is responsible for the preparation of Financial Statements. The Accountant-General is the Chief Accounting Officer for the receipts and payments of Government of Kogi State. He is responsible for the general supervision of accounting activities in all Ministries and Departments within the State and for compilation of the Annual Financial Statements of Accounts and of such other Statements of Accounts as may be required by law.

In discharging these statutory responsibilities, he;

- ✓ Ensures that all Ministries, Departments and Agencies keep proper books and records which disclose with reasonable assurance and accuracy of the financial position of the State.
- ✓ Takes such steps as are reasonably open to him to safeguard the assets of the State and to prevent and detect fraud and irregularities
- ✓ Establishes and maintain an adequate system of internal control designed to provide reasonable assurance that the transactions recorded reflected the deployment of all financial resources by Government
- ✓ Ensures that in preparing the financial statements, he uses appropriate accounting policies consistently and supported by reasonable and prudent judgments and estimates and that all applicable accounting standards have been followed.

**Kogi State Government of Nigeria**  
**Financial Statements for the Year Ended 31 December 2020**  
**Notes to the Financial Statements**

**3. Basis of Preparation**

**a) Statement of Compliance**

In line with the recommendation of FAAC, for the adoption of IPSAS-Accrual Accounting for all Public Sector Entities (PSE) in Nigeria with effect from 01 January 2016, Kogi State Governments transits from the IPSAS Cash-Basis of accounting to Accrual Basis of accounting as first time adopter in 2016, and subsequently maintains such. The Adoption of Accrual Basis of accounting helps in the assessment of financial performance as the financial statements reflect all expenses whether paid or not and all income whether received or not, together with the comprehensive information on the financial position (i.e. assets and liabilities) and the Changes in Net Equity of the State Government. To this end, a Standardized Chart of Account (COA) along-side a set of General Purpose Financial Statements (GPFS) was domesticated and adopted.

**b) Basis of measurement**

The General Purpose Financial Statements (GPFS) are prepared under the Historical cost convention and in accordance with the International Public Sector Accounting Standards (IPSAS) Accrual Basis and other applicable Standards as defined by the Fiscal Responsibility Commission (FRC), the Financial Reporting Council of Nigeria (FRCN) and with the provisions of the Constitution of the Federal Republic of Nigeria 1999 as amended, the Finance Control and Management Act (1958) now CAP F.26 LFN 2004 and in agreement with the Standardized Reporting Format approved by the Federation Account Allocation Committee (FAAC) of the Federal Republic of Nigeria in 2013.

In order to ensure effective and efficient utilization of the COA and the GPFS, Accounting Policies have been developed by the State Government as a set of Guidelines to direct the processes and procedures relating to financial reporting in the State Government financial statements. Thus, in line with the Format, the 2020 Consolidated Financial Statements comprise of the followings:

Consolidated Statement of Financial Performance,  
Consolidated Statement of Financial Position,  
Consolidated Statement of Cash-Flow Statement,  
Consolidated Statement of Changes in Equity,  
Consolidated Statement of Comparison of Budget and Actual,  
Notes to the Financial Statements  
Accounting Policies and other explanatory statements or notes.

**Kogi State Government of Nigeria**  
**Financial Statements for the Year Ended 31 December 2020**  
**Notes to the Financial Statements**

**c) Presentation Currency**

All amounts have been presented in the currency of the Nigeria Naira (₦) which is the functional currency of Kogi State Government.

**d) Going Concern**

The financial statements have been prepared on a Going Concern Basis.

**4. Accounting Principles**

The objectives of the financial statements are to provide information about the financial position, financial performance and cash flows of Kogi State Government that would be useful to a wide range of users. Being a public sector entity, the objectives were developed specifically to provide information useful for decision making, and also to demonstrate the level of Kogi State Government's accountability for the resources entrusted to it.

The key considerations and accounting principles to be followed when preparing the financial statements are those laid out in Kogi State Government's Financial Regulations and Public Finance Management Law (2011) and those described in IPSAS1. This includes: fair presentation, accrual basis, going concern, consistency of presentation, aggregation, offsetting and comparative information. Preparation of the financial statements in accordance with the above mentioned rules and principles requires management to make estimates that affect the reported amounts of certain items in the Statement of financial position and Statement of financial performance (economic outturn account), as well as the related disclosures.

**5. Accounting Period**

The Accounting year of the State Government Financial Statements (Fiscal year) is from 01 January to 31 December. Each accounting year is divided into 12 Calendar months (Periods) and is set up as such in the accounting system.

**6. Summary of Significant Accounting Policies**

Kogi State Government has applied the following accounting policies in preparation of the financial statements for the year ended 31 December 2020. These policies have been consistently applied to all the years presented, unless otherwise stated.



**Kogi State Government of Nigeria**  
**Financial Statements for the Year Ended 31 December 2020**  
**Notes to the Financial Statements**

**6.1 Revenue**

Revenue includes only the gross inflow of economic benefits or service potential received or is receivable by the entity on its own account. Those amounts collected as an agent of the government or on behalf of third parties are not considered as revenue. Revenue is measured at the fair value of the consideration received or receivable.

**6.2 Revenue from Non-exchange Transactions**

These are transactions in which Kogi State Government receives value from, without directly giving appropriately equal value in exchange. This includes mainly direct and indirect taxes. In addition to taxes, Kogi State Government also receives payments from other parties, such as transfers, grants, fines and donations.

**6.3 Taxes Receipts**

Taxes are economic benefits or service potential compulsorily paid or payable to Kogi State Government, in accordance with laws and/or regulations, established to provide revenue to the Government. Taxes do not include fines or other penalties imposed for breach of the law. Kogi State Government recognizes revenue from taxes by reference to the earning of assessable income by the taxpayers. Taxes are measured at the fair value of the consideration received or receivable to Kogi State Inland Revenue Service. The tax rates and tax laws used to compute the amount are those that are enacted or substantively enacted, at the reporting date.

Kogi State Government taxes include: Pay-As-You-Earn, Tax on Contract, Withholding Tax, Entertainment Tax, Capital Gain Tax, Stamp Duties, Development Levy, Property Tax, Business Premises and other tax receipts.

**6.4 Levies, Fees and Fines**

These are inflows of future economic benefits or service potentials from non-exchange transactions other than taxes. They are economic benefits or service potential received or receivable by Kogi State Government, as determined by Kogi State laws or by a court and other law enforcement bodies, as a consequence of the breach of laws or regulations and are recognized at the point when the levy is being imposed.

**Kogi State Government of Nigeria**  
**Financial Statements for the Year Ended 31 December 2020**  
**Notes to the Financial Statements**

**6.5 Statutory Allocation**

Statutory allocation is income from the revenue allocation system wherein funds are allocated to each federating unit from the Federation Account based on certain predetermined criteria. Statutory allocation is measured at fair value and recognized at point of receipt.

**6.6 Capital Receipts**

These include grants and other capital receipts. Capital receipts are measured at fair value or when there is an enforceable claim to receive the asset if it is free from conditions. Capital receipts are recognized when it is probable that the economic benefits or service potential related to the asset will flow to Kogi State Government and can be measured reliably.

**6.7 Other Revenue from Non-Exchange Transactions**

These represent revenue from Lottery Board and recovered funds. Revenue from Lottery Board is received from lottery and bet operators in the State. This is recognized at the fair value of the consideration received or receivable.

**6.8 Revenue from Exchange Transactions**

These are transactions in which Kogi State Government receives consideration from, and directly gives approximately equal value in revenue from the sale of goods and services is recognized when the significant risk and rewards of ownership of the goods are transferred to the buyer. This is when the goods have been delivered and when the revenue can be measured reliably and it is probable that the economic benefits or service potential associated with the transaction will flow to Kogi State Government.

Revenue involving the provision of services is recognized by reference to the stage of completion of the transaction at the reporting date.

Revenue arising from the use by others of Kogi State Government's assets yielding rental income, interest, royalties and dividends or similar distributions, are recognized as they are earned in accordance with the substance of the relevant agreement. Revenue is recognized when the amount can be measured reliably, and it is probable that the economic benefits or service potential associated with the transaction will flow to Kogi State Government. Where the contract outcome

cannot be measured reliably, revenue is recognized only to the extent that the expenses incurred are recoverable.

**Kogi State Government of Nigeria**  
**Financial Statements for the Year Ended 31 December 2020**  
**Notes to the Financial Statements**

**6.9 Revenue from Other Services**

Revenue from other services include proceeds from Private Sector Developer's Program, toll revenue, proceeds from hospital units and other miscellaneous revenue from exchange transactions. Kogi State Government recognizes revenue from rendering of services as it is earned, that is, as the services are provided. It is measured at the fair value of the consideration received or receivable.

**6.10 Investment Income**

Investment income consists of dividend income. Dividend income or similar distributions are recognized when Kogi State Government's right to receive payment is established.

**6.11 Public Debt Charges**

Interest cost is calculated using the Effective Interest Rate Method. The effective yield discounts estimated future cash receipts through the expected life of the financial asset to that asset's net carrying amount. The method applies this yield to the principal outstanding to determine interest income / cost for each period.

**6.12 Cash and cash equivalent**

Cash and cash equivalents as shown in the statement of financial position comprises cash-in-hand or bank, deposit held at call with financial institutions and other short-term, highly liquid investments with original maturities of three months or less that are readily convertible to known amounts of cash and which are subject to an insignificant risk of changes in value.

**6.13 Inventory**

Inventories are stated at the lower of cost, current replacement cost and net realizable value. Net realizable value is the estimated selling price in the ordinary course of business, less any applicable completion and selling expenses. When inventories are held for distribution at no charge or for a nominal charge, they are measured at the lower of cost and current replacement cost. Current replacement cost is the cost that the Kogi State Government would incur to acquire the asset on the reporting date.

**Kogi State Government of Nigeria**  
**Financial Statements for the Year Ended 31 December 2020**  
**Notes to the Financial Statements**

The cost of finished goods and work in progress is determined using the first-in, first-out (FIFO) method and comprises raw materials, direct labour, other direct costs and related production overheads (based on normal operating capacity), incurred in bringing inventory to its present location and condition but, excludes borrowing.

**6.14 Financial Instrument**

A financial instrument is any contract that gives rise to both a financial asset of one entity and a financial liability or equity instrument of another entity.

Kogi State Government classifies its financial assets in the following categories: at fair value through surplus or deficit, held to maturity, loans and receivables, and available for sale. The classification depends on the purpose for which the financial assets were acquired.

Kogi State Government classifies its financial liabilities at fair value through surplus or deficit and at amortized cost. Classification of financial liabilities is based on the nature or characteristic of the instrument. The Office of the Accountant-General determines the classification of its financial assets and liabilities at initial recognition.

For the fourth Transitional Financial Statements for the year ended 31 December 2020, Kogi State Government has recognized financial liabilities measured at amortized cost. These include local and foreign debts and investments.

**7. Classification**

**Financial Assets and Liabilities at Fair Value through Surplus or Deficit**

Financial assets or liabilities at fair value through surplus or deficit are financial assets or liabilities held for trading. A financial asset or liability is classified in this category if: acquired principally for the purpose of selling or repurchasing in the short term; or on initial recognition, it is part of a portfolio of identified financial instruments that are managed together and for which there is evidence of a recent pattern of short-term profit taking. Assets in this category are classified as current assets if expected to be realized within twelve months; otherwise, they are classified as non-current assets.

**Kogi State Government of Nigeria**  
**Financial Statements for the Year Ended 31 December 2020**  
**Notes to the Financial Statements**

**7.1 Loans and Receivables**

Loans and receivables are non-derivative financial assets with fixed or determinable payments that are not quoted in an active market. They are included in current assets, except for maturities greater than twelve months after the end of the reporting period. These are classified as non-current assets. Kogi State Government's loans and receivables comprise 'receivables from exchange transactions', 'recoverable from non-exchange transactions', 'other receivables' and 'cash and cash equivalents' and are presented in the statement of financial position.

**7.2 Available-for-sale Investments**

Available-for-sale financial assets are non-derivatives that are either designated in this category or not classified in any of the other categories. They are included in non-current assets unless the investment matures or Kogi State Government intends to dispose of it within 12 months of the end of the reporting period. Kogi State Government has recognized some of its quoted and unquoted investments as well as managed funds as available-for-sale Investment.

**7.3 Financial Liabilities at Amortized Cost**

Financial Liabilities at amortized cost include Payables, Other Liabilities and Debts

**7.4 Categories & Measurement**

Financial Asset or Financial Liability at Fair Value through Surplus or Deficit  
Financial instruments in this category are measured at fair value on both initial recognition and subsequently. Transaction costs are expensed in the statement of financial performance. Surplus and deficit arising from changes in fair value are presented in the statement of financial performance within "other surplus and deficit (net)" in the period in which they arise. Non-derivative financial assets and liabilities at fair value through surplus or deficit are classified as current except for the portion expected to be realized or paid beyond twelve months of the reporting date, which are classified as long-term.

**7.5 Loan & Receivables**

Loans and receivables are initially recognized at fair value less transaction costs. Subsequently, loans and receivables are measured at amortized cost using the effective interest method less a provision for impairment.

## **Kogi State Government of Nigeria**

### **Financial Statements for the Year Ended 31 December 2020**

#### **Notes to the Financial Statements**

#### **7.6 Available for Sale Investments**

Available-for-sale investments are recognized initially at fair value plus transaction costs and are subsequently carried at fair value. A gain or loss on an available-for-sale financial asset shall be recognized directly in net assets through the Statement of changes in net assets, except for impairment losses and foreign exchange gains and losses, until the financial asset is derecognized, at which time the cumulative gain or loss previously recognized in net assets shall be recognized in surplus or deficit. On the other hand, interest calculated using the effective interest method is recognized in surplus or deficit. Available-for-sale investments are classified as non-current asset, unless an investment matures within twelve months, or the Government expects to dispose of it within twelve months.

#### **7.7 Financial Liabilities at Amortized Cost**

Financial liabilities measured at amortized cost are recognized initially at fair value, net of any transaction costs incurred, and subsequently at amortized cost using the effective interest method. These are classified as current liabilities if payment is due within twelve months. Otherwise, they are presented as non-current liabilities.

#### **8.0 Recognition & De-recognition**

Financial instruments are recognized when Kogi State Government becomes a party to the contractual provisions of the instrument. Planned future transactions, no matter how likely their occurrence may be, are not assets and liabilities because the entity has not become a party to a contract. Financial assets are derecognized when the rights to receive cash flows from the assets have expired or have been transferred and Kogi State Government has transferred substantially all risks and rewards of ownership. Financial liabilities are derecognized when the obligation under the liability is discharged, cancelled or expired.

#### **8.1 Reclassification**

Kogi State Government may choose to reclassify a non-derivative trading financial asset out of the held for trading category if the financial asset is no longer held for the purpose of selling it in the near term. Financial assets other

than loans and receivables are permitted to be reclassified out of the held for trading category only in rare circumstances arising from a single event that is unusual and highly unlikely to recur in the near term.

## **Kogi State Government of Nigeria**

### **Financial Statements for the Year Ended 31 December 2020**

#### **Notes to the Financial Statements**

Reclassifications are made at fair value as of the reclassification date. Fair value becomes the new cost or amortized cost as applicable, and no reversals of fair value gains or losses recorded before reclassification date are subsequently made.

#### **9.0 Offsetting Financial Instruments**

Financial assets and liabilities are offset and the net amount reported in the statement of financial position when there is a legally enforceable right to offset the recognized amounts and there is an intention to settle on a net basis or realize the asset and settle the liability simultaneously. The legally enforceable right must not be contingent on future events and must be enforceable in the normal course of business.

#### **9.1 Impairment of financial assets**

Kogi State Government assesses at the end of each reporting period whether there is objective evidence that a financial asset or group of financial assets are impaired. A financial asset or a group of financial assets is impaired and impairment losses are incurred only if there is objective evidence of impairment as a result of one or more events that occurred after the initial recognition of the asset (a 'loss event') and that loss event (or events) has an impact on the estimated future cash flows of the financial asset or group of financial assets that can be reliably estimated.

Evidence of impairment may include indications that the debtors or a group of debtors is experiencing significant financial difficulty, default or delinquency in interest or principal payments, the probability that they will enter bankruptcy or other financial reorganization, and where observable data indicate that there is a measurable decrease in the estimated future cash flows, such as changes in arrears or economic conditions that correlate with defaults.

For loans and receivables category, the amount of the loss is measured as the difference between the asset's carrying amount and the present value of estimated future cash flows (excluding future credit losses that have not been incurred) discounted at the financial asset's original effective interest rate.

The carrying amount of the asset is reduced and the amount of the loss is recognized in the statement of financial performance. If a loan or held-to-maturity investment has a variable interest rate, the discount rate for measuring any impairment loss is the current effective interest rate determined under the contract.

## **Kogi State Government of Nigeria**

### **Financial Statements for the Year Ended 31 December 2020**

#### **Notes to the Financial Statements**

As a practical expedient, Kogi State Government may measure impairment on the basis of an instrument's fair value using an observable market price. If, in a subsequent period, the amount of the impairment loss decreases and the decrease can be related objectively to an event occurring after the impairment was recognized (such as an improvement in the debtor's credit rating), the reversal of the previously recognized impairment loss is recognized in the statement of financial performance.

#### **10. Financial Instruments denominated in foreign currencies**

These are financial instruments denominated in a currency other than the functional currency that results in the contractual right to collect, or contractual obligation to deliver cash in foreign currencies such as external loans where the amounts payable or receivable are denominated in a foreign currency.

Financial instruments denominated in a foreign currency are initially recognized in the functional currency, by applying to the foreign currency amount, the Spot Exchange Rate between the functional currency and the foreign currency at the date of the transaction. At each subsequent reporting date, these financial instruments are translated using the closing rate.

#### **11.0 Property, Plant & Equipment (PPE)**

Kogi State Government performed an Asset Verification Exercise in order to determine the deemed cost of some PPE items as at the date of adoption of IPSAS. Recognition of PPE items will be on a class by class basis.

Property, Plant and Equipment are stated at historical cost less accumulated depreciation and impairment losses. Historical cost includes expenditure that is directly attributable to the acquisition or construction of the asset. Subsequent costs are included in the asset's carrying amount or recognized as a separate asset, as appropriate, only when it is probable that future economic benefits or the service potentials, associated with the item will flow to Kogi State Government and its cost can be measured reliably.



Repairs and maintenance costs are charged to the statement of financial performance during the financial period in which they are incurred.

Finance costs attributable to amounts borrowed by Kogi State Government to fund the acquisition of property, plant and equipment are expensed immediately as they are incurred.

Assets under construction are not depreciated as these assets are not yet available for use. Depreciation on other assets is calculated using the straight-line method to allocate their cost to their residual values over their estimated useful lives.

**Kogi State Government of Nigeria**  
**Financial Statements for the Year Ended 31 December 2020**  
**Notes to the Financial Statements**

**11.1 Depreciation Rates**

The following standard rates shall be applied to all Kogi State Government assets:

<b>Property, Plant &amp; Equipment (PPE), Depreciation Rate</b>		
<b>S/N</b>	<b>PPE Type</b>	<b>Rate</b>
1	<b>LAND</b>	<b>N/A</b>
2	<b>BUILDING</b>	<b>2%</b>
3	<b>FITTINGS</b>	<b>20%</b>
4	<b>FURNITURES</b>	<b>20%</b>
5	<b>HERITAGE ASSETS</b>	<b>N/A</b>
6	<b>LABORATORY EQUIPMENTS</b>	<b>20%</b>
7	<b>INFORMATION TECHNOLOGY (IT) EQUIPMENTS</b>	<b>25%</b>
8	<b>MOTOR CYCLES</b>	<b>20%</b>
9	<b>MOTOR VEHICLES</b>	<b>20%</b>
10	<b>OFFICE EQUIPMENTS</b>	<b>25%</b>
11	<b>PLANT &amp; MACHINERY</b>	<b>10%</b>
12	<b>ROAD/INFRASTRUCTURE</b>	<b>1.3%</b>
13	<b>BIOLOGICAL ASSETS</b>	<b>10%</b>

Gains or losses on disposals are determined by comparing proceeds less selling expenses with the carrying amount of the disposed asset and are included in the Statement of financial performance.

**11.2 Basis and Measurement of Biological Assets:**

Kogi State Executive Council at its meeting on 7<sup>th</sup> December 2016, passed a resolution for the verification of the State Assets and Liabilities as at 31 December 2016. This decision was in tandem with the road map and pre-requisites for adoption and implementation of the International Public Sector Accounting Standard (IPSAS) Accrual basis of accounting in Nigeria. In light of this decision,

a Consultant was engaged by the State Government to carry out the verification of the State Assets and Liabilities as at 31 December, 2016.

**Valuation of Biological Assets:**

Kogi State Biological Assets were measured at Fair Value less cost to sell. The Fair Value is the amount an asset could be exchange between knowledgeable and willing parties in an arm's length transaction.

**Kogi State Government of Nigeria**  
**Financial Statements for the Year Ended 31 December 2020**  
**Notes to the Financial Statements**

**Justification for the use of Fair Value:**

IPSAS 17 transitional provision on the first time adoption states that, "Where the cost of acquisition of an asset is not known, its cost may be estimated by reference to its fair value as at the date of acquisition" and use that fair value as its deemed cost at that date. Thus, Kogi State elect to measure its biological assets at their fair values while, subsequent valuation or revaluation shall be done at it real or market value.

**12.0 Public Debt Charge**

Public debt charges are interest and other expenses incurred by Kogi State Government in connection with the borrowing of funds for qualifying assets. Kogi State Government has adopted the benchmark treatment, under which public debt charges are recognized as an expense in the period in which they are incurred, regardless of how the debts are applied.

**13.0 Impairment of Non-financial Asset**

Impairment is defined as a loss in the future economic benefits or service potential of an asset, over and above the systematic recognition of the loss of the asset's future economic benefits or service potential through depreciation. Kogi State Government assesses whether there is any indication that an asset may be impaired at each reporting date. If any such indication exists, Kogi State Government will estimate the recoverable amount of the asset. For intangible assets, irrespective of whether there is any indication of impairment, Kogi State Government will test its intangible asset with an indefinite useful life or an intangible asset not yet available for use for impairment annually by comparing its carrying amount with its recoverable amount. If there is an indication that an asset may be impaired, this may indicate that the remaining useful life, the depreciation (amortization) method, or the residual value for the asset needs to be reviewed and adjusted in accordance with the standard applicable to the asset. If the reasons for impairments recognized in previous years no longer apply, the impairment

losses are reversed accordingly. Recoverable amount is the higher of an asset's fair value less costs to sell and its value in use. Impairment loss is recognized when the recoverable amount of an asset is less than its carrying amount. The carrying amount of the asset shall be reduced to its recoverable amount.

**Kogi State Government of Nigeria**  
**Financial Statements for the Year Ended 31 December 2020**  
**Notes to the Financial Statements**

An impairment loss shall be recognized immediately in surplus or deficit. After the recognition of an impairment loss, the depreciation (amortization) charge for the asset shall be adjusted in future periods to allocate the asset's revised carrying amount, less its residual value (if any), on a systematic basis over its remaining useful life

**14.0 Cash-generating Units**

A cash-generating unit is the smallest identifiable group of assets held with the primary objective of generating a commercial return that generates cash inflows from continuing use that are largely independent of the cash inflows from other assets or groups of assets. Identification of an asset's cash-generating unit involves judgment. If recoverable amount cannot be determined for an individual asset, Kogi State Government will determine the recoverable amount of the cash-generating unit to which the asset belongs (the asset's cash-generating unit).

**15.0 Foreign Currency Transactions**

Items included in the financial statements of each of Kogi State Government's entities are measured using the currency of the primary economic environment in which the entity operates ('the functional currency'). The financial statements are presented in Nigerian Naira (NGN), which is Kogi State Government's functional and presentation currency.

Foreign currency transactions throughout the year are converted into Nigerian Naira at the ruling Central Bank of Nigeria (CBN) rate of exchange at the dates of the transactions. Foreign currency balances as at the year-end are valued at the exchange rates prevailing at that date.

Monetary assets and liabilities denominated in foreign currencies are translated into Nigerian Naira on the basis of the exchange rates applicable at the reporting period. Foreign exchange gains and losses that relate to debts are presented within the finance cost in the statement of financial performance. All other foreign exchange gains and losses are presented in the statement of financial performance

on a net basis within other income or other expenses. Non-monetary items that are measured at fair value in foreign currency are translated using the exchange rates at the date when the fair value was determined. Translation differences on assets and liabilities carried at fair value are reported as part of the fair value gain or loss.

## **Kogi State Government of Nigeria**

### **Financial Statements for the Year Ended 31 December 2020**

#### **Notes to the Financial Statements**

#### **15.0 Significant Accounting Judgement, Estimates & Assumptions**

##### **a) Contingent Assets**

A contingent asset is a possible asset that arises from past events and of which the existence will be confirmed only by the occurrence or non-occurrence of one or more uncertain future events not wholly within the control of Kogi State Government. A contingent asset is disclosed when an inflow of economic benefits or service potential is probable.

##### **b) Contingent Liabilities**

A contingent liability is a possible obligation that arises from past events and of which the existence will be confirmed only by the occurrence or non-occurrence of one or more uncertain future events not wholly within the control of the Kogi State Government, or a present obligation that arises from past events but is not recognized because:

- ✓ it is not probable that an outflow of resources embodying economic benefits or service potential will be required to settle the obligation or,
- ✓ the amount of the obligation cannot be measured with sufficient reliability.

The preparation of Kogi State Government financial statements in conformity with IPSAS requires management to make judgements, estimates and assumptions that affect the reported amount of revenues, expenses, assets and liabilities, and the disclosure of contingent liabilities, at the end of the reporting period. However, uncertainty about these assumptions and estimates could result in outcomes that require a material adjustment to the carrying amount of the asset or liability affected in future periods.

##### **c) Estimation and Assumptions**

The preparation of financial statements in conformity with IPSAS requires the use of certain critical accounting estimates. It also requires management to exercise its judgement in the process of applying Kogi State Government's accounting

policies. The areas involving a higher degree of judgement or complexity, or areas where assumptions and estimates are significant to the financial statements are disclosed herein.

Estimates and judgements are continually evaluated and are based on historical experience and other factors, including expectations of future events that are believed to be reasonable under the circumstances. Kogi State Government makes estimates and assumptions concerning the future. The resulting accounting estimates will, by definition, seldom equal the related actual results.

**Kogi State Government of Nigeria**  
**Financial Statements for the Year Ended 31 December 2020**  
**Notes to the Financial Statements**

**d) Fair value estimation**

Where the fair value of financial assets and financial liabilities recorded in the statement of financial position cannot be derived from active markets, their fair value is determined using valuation techniques including the discounted cash flow model.

The inputs to these models are taken from observable markets where possible, but where this is not feasible, judgment is required in establishing fair values. Judgment includes the consideration of inputs such as liquidity risk, credit risk, financial risk and volatility. Changes in assumptions about these factors could affect the reported fair value of financial instruments.

**e) Recoverable from Non-exchange Transactions**

A recoverable is recognized when revenue is earned but cash or its equivalent is yet to be received. In accordance with revenue recognition criteria, Kogi State Government has measured its recoverable arising from tax receipts by using statistical model based on the history of collecting the particular tax in prior periods.

**f) Depreciation and Carrying Amount of Property, Plant and Equipment**

The estimation of the useful lives of PPE is based on the state's accounting policy. Any material adjustment to the estimated useful lives of items of property, plant and equipment will have an impact on their carrying value.

**g) Leases**

Leases of property, plant and equipment where Kogi State Government, as lessee, has substantially all the risks and rewards of ownership are classified as finance leases. Finance leases are capitalized at the inception of the lease at the present value of the minimum lease payments.

Each lease payment is allocated between the liability and finance charges so as to achieve a constant rate on the balance outstanding. The corresponding rental obligations, net of finance charges, are included in long term liabilities if the tenure is more than one year. The finance cost is charged to the profit or loss over the lease period so as to produce a constant periodic rate of interest on the remaining balance of the liability for each period.

Property, plant and equipment acquired under finance leases are depreciated on a straight-line basis over the asset's useful life or over the shorter of the asset's useful life and the lease term.

**Kogi State Government of Nigeria**  
**Financial Statements for the Year Ended 31 December 2020**  
**Notes to the Financial Statements**

**17.0 COVID-19**

Kogi State economy and the entire global economy witnessed significant disruptions in the economy due to the effects of COVID-19 Pandemic. The pandemic triggered unprecedented economic crisis around the world occasioned by lock down and restrictions in travels and business activities. This necessitated the revision of the 2020 Budget in order to adjust the budget size within the potentially available revenues as well as re-order our priorities to address the emerging issues.

The recurrent expenditure in the amended Budget fell to N65,525,339,509 from the original budget figure of N77,009,128,737. The major reductions were in areas of Over-Head Cost and Capital Expenditures. These reprioritizations were occasioned by COVID-19 situation, majorly affecting movements of resources from Over Head Cost and Capital projects to the relevant sectors for COVID-19 mitigation initiatives and maintenance of infrastructures.

Kogi State Government of Nigeria					
Financial Statements for the Year Ended 31 December 2020					
Notes to the Financial Statements					
NOTE 18 : Government Share of Statutory Revenue					
S/No.	Description	Year Ended 31 December 2020			Year Ended 31 December 2019
		Actual (₦)	Budget (₦)	Variance (₦)	Actual (₦)
	<b>REVENUE SOURCES</b>				
18a.	STATUTORY REVENUE ALLOCATION (SRA)	37,462,867,001.82	40,036,675,754.00	2,573,808,752.18	45,509,546,427.01
18b.	EXCHANGE DIFFERENCE REVENUE	1,146,721,912.59	1,200,000,000.00	53,278,087.41	76,055,942.77
18c.	EXCESS BANK CHARGES REFUND	13,871,521.00	120,698,829.00	106,827,308.00	63,259,111.63
18d.	REVENUE AUGUMENTATION	2,174,710,247.09	-	(2,174,710,247.09)	700,000,000.00
18e.	FOREX EQUALIZATION REVENUE	474,286,329.02	600,000,000.00	125,713,670.98	1,099,505,953.85
18f.	SOLID MINERAL REVENUE	239,549,769.08		(239,549,769.08)	252,266,127.75
18g.	NON-OIL REVENUE	734,765,393.81	600,000,000.00	(134,765,393.81)	372,647,264.31
18h.	PARIS CLUB REFUND	-		-	600,000,000.00
18i.	NNPC REFUND	-		-	67,754,048.06
<b>AL</b>		<b>42,246,772,174.41</b>	<b>42,557,374,583.00</b>	<b>310,602,408.59</b>	<b>48,741,034,875.38</b>

**NOTE:** These are Gross Statutory Revenues (SR) allocated to Kogi State Government from the Federation Accounts Allocation Committee (FAAC) on monthly basis for the period January to December 2020. The aggregate figures for the various revenue lines are shown in the table above while, the monthly figures are shown in the Schedules (1a-g) below.

SCHEDULE TO NOTE 18a.			SCHEDULE TO NOTE 18b.		
STATUTORY REVENUE ALLOCATION (SRA) FOR 2020			EXCHANGE DIFFERENCE REVENUE FOR 2020		
MONTH	DESCRIPTION	AMOUNT (₦)	MONTHS	DECRPTION	AMOUNT (₦)
JAN	STATUTORY REVENUE ALLOCATION FOR	4,011,595,452.10	JAN	Exchange Difference Rev	8,177,592.90
FEB	STATUTORY REVENUE ALLOCATION FOR	3,597,607,967.85	FEB	Exchange Difference Rev	7,181,157.72
MAR	STATUTORY REVENUE ALLOCATION FOR	3,177,132,855.69	MAR	Exchange Difference Rev	5,181,932.22
APR	STATUTORY REVENUE ALLOCATION FOR	3,219,376,348.66	APR	Exchange Difference Rev	440,254,877.71
MAY	STATUTORY REVENUE ALLOCATION FOR	2,510,648,079.53	MAY	Exchange Difference Rev	186,683,266.69
JUN	STATUTORY REVENUE ALLOCATION FOR	2,832,174,580.49	JUN	Exchange Difference Rev	195,062,398.85
JUL	STATUTORY REVENUE ALLOCATION FOR	2,975,044,895.62	JUL	Exchange Difference Rev	304,180,686.50
AUG	STATUTORY REVENUE ALLOCATION FOR	3,765,123,156.58	AUG	Exchange Difference Rev	-
SEP	STATUTORY REVENUE ALLOCATION FOR	3,724,605,649.26	SEP	Exchange Difference Rev	-
OCT	STATUTORY REVENUE ALLOCATION FOR	2,382,029,810.36	OCT	Exchange Difference Rev	-

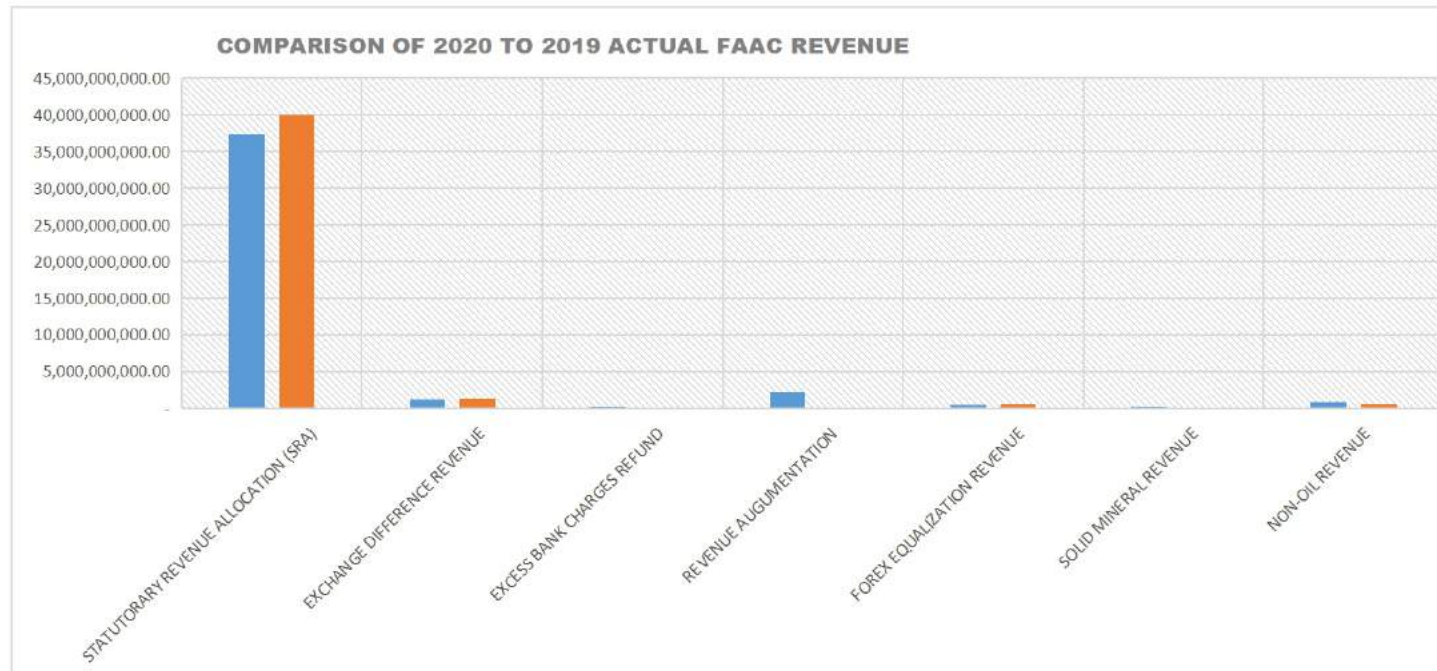
NOV	STATUTORY REVENUE ALLOCATION FOR	2,456,904,332.01	NOV	Exchange Difference Rev	-
DEC	STATUTORY REVENUE ALLOCATION FOR	2,810,623,873.67	DEC	Exchange Difference Rev	-
<b>TOTAL OF STATUTORY REVENUE FOR THE</b>		<b>37,462,867,001.82</b>	<b>TOTAL Exchange Difference Revenue</b>		<b>1,146,721,912.59</b>

<b>SCHEDULE TO NOTE 18c.</b>			<b>SCHEDULE TO NOTE 18d.</b>		
<b>EXCESS BANK CHARGES REFUND FOR 2020</b>			<b>REVENUE AUGUMENTATION FOR 2020</b>		
<b>MONTH</b>	<b>DECRPTION</b>	<b>AMOUNT (₱)</b>	<b>MONTHS</b>	<b>DECRPTION</b>	<b>AMOUNT (₱)</b>
JAN	EXCESS BANK CHARGES REFUND	-	JAN	AUGUMENTATION REVENUE	
FEB	EXCESS BANK CHARGES REFUND	5,132,773.76	FEB	AUGUMENTATION REVENUE	
MAR	EXCESS BANK CHARGES REFUND	-	MAR	AUGUMENTATION REVENUE	
APR	EXCESS BANK CHARGES REFUND		APR	AUGUMENTATION REVENUE	
MAY	EXCESS BANK CHARGES REFUND	8,738,747.24	MAY	AUGUMENTATION RE	809,660,874.28
JUN	EXCESS BANK CHARGES REFUND		JUN	AUGUMENTATION REVENUE	
JUL	EXCESS BANK CHARGES REFUND		JUL	AUGUMENTATION RE	389,391,080.79
AUG	EXCESS BANK CHARGES REFUND		AUG	AUGUMENTATION REVENUE	
SEP	EXCESS BANK CHARGES REFUND		SEP	AUGUMENTATION REVENUE	
OCT	EXCESS BANK CHARGES REFUND		OCT	AUGUMENTATION RE	487,829,146.01
NOV	EXCESS BANK CHARGES REFUND		NOV	AUGUMENTATION RE	487,829,146.01
DEC	EXCESS BANK CHARGES REFUND		DEC	AUGUMENTATION REVENUE	
<b>TOTAL EXCESS BANK REFUND REVENUE</b>		<b>13,871,521.00</b>	<b>TOTAL REVENUE AUGUMENTATION FOR</b>		<b>2,174,710,247.09</b>

<b>SCHEDULE TO NOTE 18e.</b>			<b>SCHEDULE TO NOTE 18f.</b>		
<b>FOREX EQUALIZATION REVENUE FOR 2020</b>			<b>SOLID MINERAL REVENUE FOR 2020</b>		
<b>MONTH</b>	<b>DECRPTION</b>	<b>AMOUNT (₱)</b>	<b>MONTHS</b>	<b>DECRPTION</b>	<b>AMOUNT (₱)</b>
JAN	Forex Equalization Revenue	-	JAN	SOLID MINERAL REVENUE	
FEB	Forex Equalization Revenue	-	FEB	SOLID MINERAL REVENUE	
MAR	Forex Equalization Revenue	102,977,899.85	MAR	SOLID MINERAL REVENUE	
APR	Forex Equalization Revenue	-	APR	SOLID MINERAL REVENUE	
MAY	Forex Equalization Revenue		MAY	SOLID MINERAL REV	239,549,769.08
JUN	Forex Equalization Revenue		JUN	SOLID MINERAL REVENUE	
JUL	Forex Equalization Revenue		JUL	SOLID MINERAL REVENUE	
AUG	Forex Equalization Revenue		AUG	SOLID MINERAL REVENUE	
SEP	Forex Equalization Revenue		SEP	SOLID MINERAL REVENUE	
OCT	Forex Equalization Revenue	267,913,324.74	OCT	SOLID MINERAL REVENUE	
NOV	Forex Equalization Revenue	50,089,319.22	NOV	SOLID MINERAL REVENUE	
DEC	Forex Equalization Revenue	53,305,785.21	DEC	SOLID MINERAL REVENUE	
<b>TOTAL FOREX EQUALIZATION</b>		<b>474,286,329.02</b>	<b>TOTAL SOLID MINERAL REVENUE</b>		<b>239,549,769.08</b>



SCHEDULE TO NOTE 18g.			STATUTORY REVENUE		
NON-OIL REVENUE FOR 2020			DESCRIPTION	YEAR ENDED 31 DECEMBER 2020	YEAR ENDED 31 DECEMBER 2019
MONTH	DESCRIPTION	AMOUNT (₦)	STATUTORY REVE		
JAN	NON-OIL REVENUE	101,631,072.09	EXCHANGE DIFFEREN	37,462,867,001.82	40,036,675,754.00
FEB	NON-OIL REVENUE	126,925,916.69	EXCESS BANK CHARG	1,146,721,912.59	1,200,000,000.00
MAR	NON-OIL REVENUE	-	REVENUE AUGUMENT	29,565,531.74	120,698,829.00
APR	NON-OIL REVENUE	-	FOREX EQUALIZATIO	2,174,710,247.09	-
MAY	NON-OIL REVENUE	-	SOLID MINERAL REVE	474,286,329.02	600,000,000.00
JUN	NON-OIL REVENUE	-	NON-OIL REVENUE	239,549,769.08	
JUL	NON-OIL REVENUE	-			
AUG	NON-OIL REVENUE	-		734,765,393.81	600,000,000.00
SEP	NON-OIL REVENUE	-		42,262,466,185.15	42,557,374,583.00
OCT	NON-OIL REVENUE	350,451,972.71			
NOV	NON-OIL REVENUE	155,756,432.32			
DEC	NON-OIL REVENUE				
<b>TOTAL NON-OIL REVENUE</b>		<b>734,765,393.81</b>			



SCHEDULE TO NOTE 18a.			SCHEDULE TO NOTE 18b.		
STATUTORY REVENUE ALLOCATION (SRA) FOR 2021			EXCHANGE DIFFERENCE REVENUE FOR 2021		
MONTH	DESCRIPTION	AMOUNT (₱)	MONTHS	DESCRIPTION	AMOUNT (₱)
JAN	STATUTORY REVENUE ALLOCATION FOR	2,608,035,143.64	JAN	Exchange Difference Rev	30,945,082.84
FEB	STATUTORY REVENUE ALLOCATION FOR	2,528,978,152.89	FEB	Exchange Difference Rev	21,004,301.83
MAR	STATUTORY REVENUE ALLOCATION FOR	2,449,921,162.15	MAR	Exchange Difference Rev	11,063,520.83
APR	STATUTORY REVENUE ALLOCATION FOR	2,370,864,171.40	APR	Exchange Difference Rev	1,122,739.82
MAY	STATUTORY REVENUE ALLOCATION FOR	2,291,807,180.65	MAY	Exchange Difference Rev	(8,818,041.19)
JUN	STATUTORY REVENUE ALLOCATION FOR	2,212,750,189.91	JUN	Exchange Difference Rev	(18,758,822.19)
JUL	STATUTORY REVENUE ALLOCATION FOR	2,133,693,199.16	JUL	Exchange Difference Rev	(28,699,603.20)
AUG	STATUTORY REVENUE ALLOCATION FOR	2,054,636,208.42	AUG	Exchange Difference Rev	(38,640,384.21)
SEP	STATUTORY REVENUE ALLOCATION FOR	1,975,579,217.67	SEP	Exchange Difference Rev	(48,581,165.21)
OCT	STATUTORY REVENUE ALLOCATION FOR	1,896,522,226.92	OCT	Exchange Difference Rev	(58,521,946.22)
NOV	STATUTORY REVENUE ALLOCATION FOR	1,817,465,236.18	NOV	Exchange Difference Rev	(68,462,727.23)
DEC	STATUTORY REVENUE ALLOCATION FOR	1,738,408,245.43	DEC	Exchange Difference Rev	(78,403,508.23)
<b>TOTAL OF STATUTORY REVENUE FOR THE</b>		<b>26,078,660,334.41</b>	<b>TOTAL Exchange Difference Revenue</b>		<b>(284,750,552.36)</b>

SCHEDULE TO NOTE 18c.			SCHEDULE TO NOTE 18d.		
EXCESS BANK CHARGES REFUND FOR 2021			REVENUE AUGUMENTATION FOR 2021		
MONTH	DESCRIPTION	AMOUNT (₱)	MONTHS	DESCRIPTION	AMOUNT (₱)
JAN	EXCESS BANK CHARGES REFUND	9,341,132.04	JAN	AUGUMENTATION REVENUE	
FEB	EXCESS BANK CHARGES REFUND	11,148,286.44	FEB	AUGUMENTATION REVENUE	
MAR	EXCESS BANK CHARGES REFUND	12,955,440.83	MAR	AUGUMENTATION REVENUE	
APR	EXCESS BANK CHARGES REFUND	14,762,595.23	APR	AUGUMENTATION REVENUE	
MAY	EXCESS BANK CHARGES REFUND	16,569,749.63	MAY	AUGUMENTATION RE	391,550,275.73
JUN	EXCESS BANK CHARGES REFUND		JUN	AUGUMENTATION RE	350,982,999.45
JUL	EXCESS BANK CHARGES REFUND		JUL	AUGUMENTATION RE	310,415,723.17
AUG	EXCESS BANK CHARGES REFUND		AUG	AUGUMENTATION RE	269,848,446.89
SEP	EXCESS BANK CHARGES REFUND		SEP	AUGUMENTATION RE	229,281,170.61
OCT	EXCESS BANK CHARGES REFUND		OCT	AUGUMENTATION RE	188,713,894.33
NOV	EXCESS BANK CHARGES REFUND		NOV	AUGUMENTATION RE	148,146,618.05
DEC	EXCESS BANK CHARGES REFUND		DEC	AUGUMENTATION REVENUE	
<b>TOTAL EXCESS BANK REFUND REVENUE</b>		<b>64,777,204.16</b>	<b>TOTAL REVENUE AUGUMENTATION FOR</b>		<b>1,888,939,128.21</b>

SCHEDULE TO NOTE 18e.		SCHEDULE TO NOTE 18f.	
-----------------------	--	-----------------------	--

FOREX EQUALIZATION REVENUE FOR 2021			SOLID MINERAL REVENUE FOR 2021		
MONTH	DESCRIPTION	AMOUNT (₦)	MONTHS	DESCRIPTION	AMOUNT (₦)
JAN	Forex Equalization Revenue	134,056,275.46	JAN	SOLID MINERAL REVENUE	
FEB	Forex Equalization Revenue	143,725,183.78	FEB	SOLID MINERAL REVENUE	
MAR	Forex Equalization Revenue	153,394,092.10	MAR	SOLID MINERAL REVENUE	
APR	Forex Equalization Revenue	163,063,000.41	APR	SOLID MINERAL REVENUE	
MAY	Forex Equalization Revenue	172,731,908.73	MAY	SOLID MINERAL REV	239,549,770.08
JUN	Forex Equalization Revenue	182,400,817.05	JUN	SOLID MINERAL REVENUE	
JUL	Forex Equalization Revenue	192,069,725.36	JUL	SOLID MINERAL REVENUE	
AUG	Forex Equalization Revenue	201,738,633.68	AUG	SOLID MINERAL REVENUE	
SEP	Forex Equalization Revenue	211,407,542.00	SEP	SOLID MINERAL REVENUE	
OCT	Forex Equalization Revenue	221,076,450.32	OCT	SOLID MINERAL REVENUE	
NOV	Forex Equalization Revenue	230,745,358.63	NOV	SOLID MINERAL REVENUE	
DEC	Forex Equalization Revenue	240,414,266.95	DEC	SOLID MINERAL REVENUE	
<b>TOTAL FOREX EQUALIZATION</b>		<b>2,246,823,254.47</b>	<b>TOTAL SOLID MINERAL REVENUE</b>		<b>239,549,770.08</b>

SCHEDULE TO NOTE 18g.			STATUTORY REVENUE		
NON-OIL REVENUE FOR 2021			DESCRIPTION	YEAR ENDED 31 DECEMBER 2020	YEAR ENDED 31 DECEMBER 2019
MONTH	DESCRIPTION	AMOUNT (₦)	STATUTORY REVE	(9,898,780,304.09)	(12,601,163,512.21)
JAN	NON-OIL REVENUE	130,327,637.18	EXCHANGE DIFFEREN	(13,882,849,172.44)	(17,145,946,422.07)
FEB	NON-OIL REVENUE	140,916,101.04	EXCESS BANK CHARG	(17,866,918,040.79)	(21,690,729,331.93)
MAR	NON-OIL REVENUE	151,504,564.91	REVENUE AUGUMENT	(21,850,986,909.14)	(26,235,512,241.79)
APR	NON-OIL REVENUE	162,093,028.77	FOREX EQUALIZATIO	(25,835,055,777.48)	(30,780,295,151.64)
MAY	NON-OIL REVENUE	172,681,492.64	SOLID MINERAL REVE	(29,819,124,645.83)	(35,325,078,061.50)
JUN	NON-OIL REVENUE	183,269,956.51	NON-OIL REVENUE	(33,803,193,514.18)	(39,869,860,971.36)
JUL	NON-OIL REVENUE	193,858,420.37			
AUG	NON-OIL REVENUE	204,446,884.24		(152,956,908,363.95)	(183,648,585,692.50)
SEP	NON-OIL REVENUE	215,035,348.10			
OCT	NON-OIL REVENUE	225,623,811.97			
NOV	NON-OIL REVENUE	236,212,275.83			
DEC	NON-OIL REVENUE				
<b>TOTAL NON-OIL REVENUE</b>		<b>2,015,969,521.56</b>			

<b>Kogi State Government of Nigeria</b>
<b>Financial Statements for the Year Ended 31 December 2020</b>
<b>Notes to the Financial Statements</b>
<b>NOTE 19 : VALUE ADDED TAX (VAT)</b>

S/N	Description	Ended 31 December 2020			Year Ended 31 December 2019
		Actual	Budget	Variance	Actual
1	VALUE ADDED TAX (VAT) REVENUE	14,643,922,996.79	16,800,866,078.00	2,156,943,081.21	12,086,864,902.36
	<b>TOTAL</b>	<b>14,643,922,996.79</b>	<b>16,800,866,079.00</b>	<b>2,156,943,082.21</b>	<b>12,086,864,903.36</b>

**NOTE:** This is Kogi State Government's share of the Value Added Tax (VAT) from the Federation Accounts Allocation Committee (FAAC) from January to December 2020. The monthly Schedule is as shown below.

**Kogi State Government of Nigeria**  
**Financial Statements for the Year Ended 31 December 2020**  
**Notes to the Financial Statements**  
**NOTE 20 :**

According to Economic Budget Lines:					
S/No	Tax Revenue	Year Ended 31 December 2020			Year Ended 31 December 2019
		Actual	Budget	Variance	Actual
1	Personal Income Tax (PAYE)	8,056,556,016.08	7,398,714,992.00	(657,841,024.08)	9,991,031,860.88
2	Direct Assessment Tax	51,430,230.21	82,185,262.00	30,755,031.79	62,204,945.57
3	Withholding Tax	798,177,565.05	1,013,823,365.00	215,645,799.95	929,070,276.90
4	Consumption Tax	6,127,527.42	15,520,010.00	9,392,482.58	11,606,114.22
5	Motor Vehicle Resale Tax			-	-
6	Property Tax (Capital Gain)	-	1,908,930.00	1,908,930.00	-
7	Other tax Revenue	2,432,899,742.20	-	(2,432,899,742.20)	-
	<b>Total Tax Revenue</b>	<b>11,345,191,080.96</b>	<b>8,512,152,559.00</b>	<b>-2,833,038,521.96</b>	<b>10,993,913,197.57</b>

<b>OTHER TAX REVENUE RECEIPT</b>				
S/N	DATE OF RECEIPT	AMOUNT	BANK	ACCOUNT NO
1	04/01/2021	1,201,449,871.10	UBA	1020895797
2	10/05/2021	1,231,449,871.10	UBA	1020895797
	<b>TOTAL ACCRUED TAX RECEIPT</b>	<b>2,432,899,742.20</b>		

**NOTE:** FINANCIAL STATEMENTS PREPARED UNDER ACCRUAL BASIS OF ACCOUNTING ARE REQUIRED TO RECOGNIZED INCOME AND EXPENSES IN THE ACCOUNTING PERIODS TO WHICH THEY RELATE AND NOT WHEN THEY ARE RECEIVED OR PAID. THUS, THE AMOUNT BEING ACCRUED TAX REVENUE FOR 2020 IS RECOGNIZED IN THE 2020 FINANCIAL STATEMENTS IRRESPECTIVE OF WHEN THEY WERE RECEIVED IN 2021.

**Kogi State Government of Nigeria**  
**Financial Statements for the Year Ended 31 December 2020**

**Notes to the Financial Statements**

**NOTE 21: Non-Tax Revenue**

S/N	Description	Ended 31 December 2020			Year Ended 31 December 2019
		Actual	Budget	Variance	Actual
<b>1</b>	<b>NON-TAX REVENUE</b>	<b>6,110,028,448.02</b>	<b>8,519,964,704.00</b>	<b>2,409,936,255.98</b>	<b>6,205,293,207.00</b>

**NOTE:** Non-Tax Revenue is the recurring income earned by the government from sources other than taxes. The most important receipts under this head are interest receipts (received on loans given by the government, interests and dividends receipts from government investments, profits received from public sector companies and other non-tax receipts. In Kogi State, Non-Tax Revenue include, licenses, fees, fines, rents and sales of government properties, earnings from government institutions and agencies etc.

**Kogi State Government of Nigeria**

**Financial Statements for the Year Ended 31 December 2020**

**Notes to the Financial Statements**

**NOTE 22: Aids & Grants**

S/N	Description	Ended 31 December 2020			Year Ended 31 December 2019
		Actual	Budget	Variance	Actual
<b>1</b>	STATE FISCAL TRANSPARENCY, ACCOUNTABILITY AND SUSTAINABILITY (SFTAS) PROGRAM = GRANTS	9,970,000,000	4,500,000,000	(5,470,000,000)	0
<b>2</b>	COVID-19 DONATIONS (LESS: STATE GOVT. CONTRIBUTION OF 1,334,424,130.73 FROM THE TOTAL 4,291,113,803.23)	2,956,689,673	3,000,000,000	43,310,328	0
<b>3</b>	PFMU = AGRO-PROCESSING, PRODUCTIVITY ENHANCEMENT AND LIVELIHOOD IMPROVEMENT SUPPORT (APPEALS) PROJECT	5,950,040,000	1,000,000,000	(4,950,040,000)	0
<b>4</b>	SUBED SPECIAL GRANTS FOR PRIMARY SCHOOL FUNDING	3,039,768,158	1,012,682,704	(2,027,085,454)	0
<b>5</b>	KOGI STATE COMMUNITY & SOCIAL DEVELOPMENT AGENCY	648,305,579	300,000,000	(348,305,579)	0
<b>6</b>	OTHER GRANDS FROM WORLD BANK ASSISTED PROJECTS	-	-	-	2,677,033,220.62
<b>TOTAL</b>		<b>22,564,803,409</b>	<b>9,812,682,704</b>	<b>(12,752,120,705)</b>	<b>2,677,033,220.62</b>

**NOTE:** These are monies coming from Donor Agencies for specific projects. In Kogi State, Aids and Grants are mostly from World Bank for specific project in the state. It include grant for, NEWMAP, YESSO, FADAMA III, APPEALS, ANRIN, RAMP projects and very recently, State Fiscal Transparency, Accountability and Sustainability (SFTAS) Grants and COVID-19 Grants and Donations.

**Kogi State Government of Nigeria**  
**Financial Statements for the Year Ended 31 December 2020**  
**Notes to the Financial Statements**

<b>NOTE 23: Investments</b>						
<b>Details of Investment</b>						
		<b>Opening Value as at (1/1/2020)</b>	<b>Unit of Stock</b>	<b>Market Price Per Unit as at 31 December 2020</b>	<b>Market Value as at 31 December 2020</b>	<b>Interest on Investment</b>
<b>Foreign Investments</b>						
1	Kogi State Investment (Nigeria Sovereign Investment Authority)	700,884,474	0	700,884,474	700,884,474	-
<b>Total Foreign Investments</b>		<b>700,884,474</b>		<b>700,884,474</b>	<b>700,884,474</b>	
<b>Domestic Investments</b>						
2	First Bank of Nigeria Plc	3,880.80	504.00	7.6	3,830.40	(50.40)
3	Africa Prudential Registrars Plc	36321.6	7896	5.5	43,428.00	7,106.40
4	UNIC Insurance Nigeria Plc	6,272.00	31,360.00	0.2	6,272.00	-
5	Unity Bank Plc	92,000.00	115,000.00	0.64	73,600.00	(18,400.00)
6	Dunlop Nigeria Plc	7,643.40	38,217.00	0.2	7,643.40	-
7	Custodian & Allied Plc	27,762.70	4,666.00	5.75	26,829.50	(933.20)
8	Ecobank Nigeria Plc	5,336.00	667.00	4.8	3,201.60	(2,134.40)
9	Union Bank of Nigeria Plc	4,489.45	707.00	4.55	3,216.85	(1,272.60)
10	West Africa Provincial Insurance (WAPIC) PLC.	1,467.20	4,192.00	0.44	1,844.48	377.28
11	MRS Oil Nigeria Plc	90,407.70	5,909.00	10.9	64,408.10	(25,999.60)
12	Transitional Corporation of Nigeria PLC.	0.00	62,622.00	0.79	49,471.38	49,471.38
13	MOBIL OIL NIG. PLC	0.00	877.00	228	199,956.00	199,956.00
14	UAC NIGERIA PLC	0.00	9,605.00	9.6	92,208.00	92,208.00
15	UNITED CAPITAL PLC	0.00	31,967.00	5.5	175,818.50	175,818.50
<b>Total Domestic Investments</b>		<b>275,580.85</b>			<b>751,728.21</b>	<b>476,147.36</b>
<b>Total Foreign &amp; Domestic Investments</b>		<b>701,160,055.30</b>			<b>701,636,202.66</b>	<b>476,147.36</b>
<b>Investment in Stock represents the Total Value of Stocks Kogi State Government has in Shares, Bonds and Stocks in both Foreign and Domestic Stock Exchange Markets as at 31 December 2020</b>						

**Kogi State Government of Nigeria**  
**Financial Statements for the Year Ended 31 December 2020**  
**Notes to the Financial Statements**

**NOTE 24: Refund From Federal Government**

S/N	Description	Year Ended 31 December 2020			Year Ended 31 December 2019
		Actual	Budget	Variance	Actual
1	REFUNDS FROM FEDERAL GOVERNMENT FOR CAPITAL PROJECTED EXECUTED BY STATE	8,084,150,460.60	130,893,199.00	(7,953,257,261.60)	-
<b>TOTAL REFUNDS FROM THE FEDERAL GOVERNMENT TO THE STATE FOR THE YEAR 2020 (₦)</b>		<b>8,084,150,460.60</b>	<b>130,893,199.00</b>	<b>(7,953,257,261.60)</b>	<b>-</b>

Kogi State Government of Nigeria					
Financial Statements for the Year Ended 31 December 2020					
Notes to the Financial Statements					
NOTE 24a					
<b>TOTAL SUMMARY OF UNCLASSIFIED SUNDRY REVENUE</b>					<b><u>3,366,119.07</u></b>

Kogi State Government of Nigeria					
Financial Statements for the Year Ended 31 December 2020					
Notes to the Financial Statements					
NOTE 25: Salaries & Wages					
S/N	Description	Year Ended 31 December 2020			Year Ended 31 December 2019
		Actual	Budget	Variance	Actual
1	SALARIES AND WAGES	25,572,872,394.33	31,161,409,079.00	5,588,536,684.67	33,740,343,885.21
<p><b>Note:</b> These are salaries and wages paid by Kogi State Government to Civil Servants as compensation for holding office or employment for the period January to December 2020. The cumulative figure paid through respective Economic Line items and MDAs are as shown below.</p>					

Kogi State Government of Nigeria					
Financial Statements for the Year Ended 31 December 2020					
Notes to the Financial Statements					

<b>NOTE 26: Social Benefits</b>					
S/N	Description	Year Ended 31 December 2020			Year Ended 31 December 2019
		Actual	Budget	Variance	Actual
1	Actual Pension	9,145,390,717.99	9,095,630,000.00	(49,760,717.99)	25,584,681,157
2	Gratuity Paid	1,200,000,000.00	1,294,993,559	94,993,559.00	10,870,810
3	Death Expenses	-	7,780,400	7,780,400.00	9,872,094
4	Burial Expenses	-		-	1,871,029
5	Deductions from Pensioners on Cars & Housing Loans	21,529,764.93	0	(21,529,764.93)	-
<b>TOTAL SOCIAL BENEFITS</b>		<b>10,366,920,482.92</b>	<b>10,398,403,959.00</b>	<b>53,013,241.01</b>	<b>25,607,295,090</b>
<p><b>Note:</b> Social benefits are employees' benefits given by Kogi State Government in exchange for services rendered by the employees. They are provided either to employees directly or to their dependants or to others parties as may be so determined. In Kogi State, Employees' Social benefits include, Pension, Gratuity, Medical expenses and Death benefits. Above is the cumulative amount paid by Kogi State Government as Social Benefits to employees for the year ended 31 December 2020</p>					

<b>Kogi State Government of Nigeria</b>					
<b>Financial Statements for the Year Ended 31 December 2020</b>					
<b>Notes to the Financial Statements</b>					
<b>NOTE 27: Overhead Cost</b>					
S/N	Description	Year Ended 31 December 2020			Year Ended 31 December 2019
		Actual	Budget	Variance	Actual
1	<b>OVERHEAD COSTS</b>	<b>27,136,530,459.25</b>	<b>35,663,076,471.00</b>	<b>8,526,546,011.75</b>	<b>29,826,174,501</b>
<p><b>Note:</b> These are operating expenses (recurrent) incurred by State Government Public Offices in the course of providing public good and service for the period January to December 2020. Overhead in this case include but not limited to: General Expenses, Travels and Transport, Stationeries, Refreshment, Meals and Hospitality, Maintenance of Office Equipment, Purchase of Fuels for Office Generating Set etc</p>					

<b>Kogi State Government of Nigeria</b>			
<b>Financial Statements for the Year Ended 31 December 2020</b>			
<b>Notes to the Financial Statements</b>			
<b>NOTE 29: Impairment (Loss) on Investment</b>			
S/N	Description	Year Ended 31 December 2020	Year Ended 31 December 2019



S/N	Description	Year Ended 31 December 2020			December 2019
		Actual	Budget	Variance	Actual
1	IMPAIRMENT LOSS ON INVESTMENT	0	0	0	(38,061,616.00)
<b>TOTAL</b>		<b>0</b>	<b>0</b>	<b>0</b>	<b>(38,061,616.00)</b>

**Kogi State Government of Nigeria**

**Financial Statements for the Year Ended 31 December 2020**

**Notes to the Financial Statements**

**NOTE 30: Public Debt Charges**

S/N	Description	Year Ended 31 December 2020			Year Ended 31 December 2019
		Actual	Budget	Variance	Actual
1	PUBLIC DEBT CHARGES	3,689,429,942.29	1,871,600,000.00	(1,817,829,942.29)	(5,464,735,018.00)

**Note:** The Kogi State Public Debt Charges include Bank charges (other than interest) on unmatured debts and on other accounts, the servicing costs and cost of issuing new borrowings, the amortization of premium and discounts on unmatured debts.

**Kogi State Government of Nigeria**

**Financial Statements for the Year Ended 31 December 2020**

**Notes to the Financial Statements**

**NOTE 31: Cash & Cash Equivalent**

S/N	DESCRIPTION	AMOUNT
1	CASH BALANCE	9,900
2	ALL BANK BALANCES	46,352,794,541
<b>TOTAL CASH AND BANK BALANCES AS AT 31/12/2020</b>		<b>46,352,804,441</b>

**NOTE 31 a: SCHEDULE OF CASH AND BANK BALANCES BY BANKS**

S/N	BANK	BANK BALANCE
1	CASH BALANCE	9,900.00
2	TOTAL BALANCE IN ACCESS BANK	333,629,191.28
3	TOTAL BALANCE IN DIAMOND	15,615.19
4	TOTAL BALANCE IN ECOBANK	46,586,068.75
5	TOTAL BALANCE IN FCMB	54,893,139.91
6	TOTAL BALANCE IN FIDELITY BANK	488,062.20
7	TOTAL BALANCE IN FIRST BANK PLC	519,189,659.22
8	TOTAL BALANCE IN GUARANTY TRUST BANK	1,467,740.30
9	TOTAL BALANCE IN HERITAGE BANK PLC	26,100,389.13
10	TOTAL BALANCE IN JAIZ BANK	233,858.54

11	TOTAL BALANCE IN KEYSTONE BANK PLC	459,315,898.18
12	TOTAL BALANCE INKOGI SAVINGS AND LOAN	789,496,813.16
13	TOTAL BALANCE IN NIRSA MICRO FINANCE BANK	32,031.75
14	TOTAL BALANCE IN POLARIS BANK PLC	43,128,667.70
16	TOTAL BALANCE IN STANBIC IBTC BANK PLC	1,895,597.53
17	TOTAL BALANCE IN STERLING BANK PLC	97,135,249.95
18	TOTAL BALANCE IN UNION BANK PLC	45,664,948.22
19	TOTAL BALANCE IN UNITED BANK FOR AFRICA	9,562,766,600.92
20	TOTAL BALANCE IN UNITY BANK PLC	14,103,999.58
21	TOTAL BALANCE IN WEMA BANK PLC	1,620,500.08
22	TOTAL BALANCE IN ZENITH BANK PLC	34,355,030,509.13
<b>TOTAL BALANCE FROM ALL BANKS</b>		<b>46,352,794,540.72</b>

NOTE: The Cash and bank balances is made up of (i) Actual Cash and Bank accounts balances and (ii) Sinking Fund account balance. The Cash and bank balances are the cash balances in the Till/Chest and other balances in bank accounts maintained by the State Government across the various MDAs in the state as at 31st December 2020. While, the Sinking Fund account balance is made up of money set aside from the Statutory Allocation (deducted at source) through an Irrevocable Standing Payment Order (ISPO) on Bonds series 1 and 2 taken by Kogi State Government in 2014 and 2015 respectively. This money is deducted at source and set aside to offset the payment of both the Principal and Interest on the Bonds at the maturity period.

**Kogi State Government of Nigeria**  
**Financial Statements for the Year Ended 31 December 2020**  
**Notes to the Financial Statements**

**NOTE 32: Prepayments**

S/N	Description	Year Ended 31 December 2020			Year Ended 31 December 2019
		Actual	Budget	Variance	Actual
1	PREPAYMENTS	0	0	0	146,045,363.00
<b>TOTAL</b>		<b>0</b>	<b>0</b>	<b>0</b>	<b>146,045,363.00</b>

**Kogi State Government of Nigeria**  
**Financial Statements for the Year Ended 31 December 2020**  
**Notes to the Financial Statements**

**NOTE 33: Receivables**

S/N	Description	Year Ended 31 December 2020	Year Ended 31 December 2019
-----	-------------	-----------------------------	-----------------------------

		Actual	Budget	Variance	Actual
1	CBN SME LOAN	2,000,000,000	-	2,000,000,000	-
2	RETIREEES	3,238,587	-	3,238,587	-
<b>TOTAL</b>		<b>2,003,238,586.62</b>	<b>-</b>	<b>2,003,238,586.62</b>	<b>-</b>

**NOTE:** Being Excess Salaries paid to retired officers who over stayed in office beyond the actual dates of their retirement. The amount is to be recouped from their monthly pension or gratuity. This is recognized as Receivables (Assets) to the State Government. Meanwhile, the CBN SME Loan represents loan obtained from the Central Bank of Nigeria (CBN) by the State Government under the Small Medium Enterprises (SME) Micro Finance Development Scheme, yet to be recovered from the beneficiaries.

<b>Kogi State Government of Nigeria</b>			
<b>Financial Statements for the Year Ended 31 December 2020</b>			
<b>Notes to the Financial Statements</b>			
<b>NOTE 34: LONG-TERM CBN SME LOAN</b>			
S/N	Description	Year Ended 31 December 2020	Year Ended 31 December 2019
1	LONG-TERM CBN SME LOAN	-	2,000,000,000.00
<b>TOTAL LONG-TERM LOAN</b>		<b>-</b>	<b>2,000,000,000.00</b>
<b>NOTE:</b> This amount represents loan obtained from the Central Bank of Nigeria (CBN) by the State Government under the Small Medium Enterprises (SME) Micro Finance Development Scheme.			

<b>KOGI STATE GOVERNMENT OF NIGERIA</b>									
<b>FINANCIAL STATEMENTS FOR THE YEAR ENDED 31 DECEMBER 2020</b>									
<b>NOTES TO THE FINANCIAL STATEMENTS</b>									
<b>NOTE 36: SCHEDULE OF PROPERTY, PLANT &amp; EQUIPMENT (PPE)</b>									
DESCRIPTION	LEGACY/HERITAGE ASSETS RECOGNIZED IN 2019 (CLASSIFIED)	CONFLUENCE RICE MILL EQUIPMENT (Reported as PPE UNDER TEST IN 2019)	FURNITURE & FITTINGS	OFFICE EQUIPMENT	PLANTS & MACHINERY	INFRASTRUCTURES	TRANSPORT EQUIPMENT	LAND & BUILDING	TOTAL
<b>COST/REVALUATION:</b>	₦		₦	₦	₦	₦	₦	₦	₦
BALANCE/FORWARD 01 JANUARY 2020		4,463,399,992.50	163,003,452.00	1,770,116,780.00	9,566,580,287.85	64,413,250,643.59	7,499,274,214.44	20,167,090,003.11	108,042,715,373.49
LEGACY/HERITAGE ASSETS RECOGNIZED IN 2019 (CLASSIFIED)	1,615,700,000.00		1,345,618,094.00	868,297,533.00	6,121,422,080.00	75,031,341,289.00	3,749,069,108.78	30,142,710,553.00	118,874,158,657.78
ADDITION DURING THE YEAR 2020	-	-	991,350,150.00	-	159,488,702.00	5,722,910,015.49	1,163,649,850.00	6,007,775,920.92	14,045,174,638.41

DISPOSAL DURING THE YEAR 2020										
BALANCE C/FORWARD 31 DECEMBER 2020	1,615,700,000.00	4,463,399,992.50	2,499,971,696.00	2,638,414,313.00	15,847,491,069.85	145,167,501,948.08	12,411,993,173.22	56,317,576,477.03	240,962,048,669.68	
<b>ACCUMULATED DEPRECIATION:</b>										
DEPRECIATION RATE	0%	0%	20%	25%	10%	1%	20%	2%		
BALANCE B/FORWARD 01 JANUARY 2020	-	-	98,812,698.99	718,490,829.83	1,014,694,988.60	1,766,327,605.14	3,314,583,192.09	560,289,362.07	7,473,198,676.72	
ADDITION DURING THE YEAR 2020	-	-	499,994,339.20	659,603,578.25	1,584,749,106.99	1,451,675,019.48	2,482,398,634.64	1,126,351,529.54	7,804,772,208.10	
DISPOSAL DURING THE YEAR 2020										
TOTAL CHARGE FOR THE YEAR	-	-	499,994,339.20	659,603,578.25	1,584,749,106.99	1,451,675,019.48	2,482,398,634.64	1,126,351,529.54	7,804,772,208.10	
CUMMULATIVE BALANCE C/FORWARD 31 DECEMBER 2020	-	-	598,807,038.19	1,378,094,408.08	2,599,444,095.59	3,218,002,624.62	5,796,981,826.73	1,686,640,891.61	15,277,970,884.82	
<b>NET BOOK VALUE</b>										
BALANCE AS AT 31 DECEMBER 2020	1,615,700,000.00	4,463,399,992.50	1,901,164,657.81	1,260,319,904.92	13,248,046,974.27	141,949,499,323.46	6,615,011,346.49	54,630,935,585.42	225,684,077,784.86	
BALANCE AS AT 01 JANUARY 2020	0	4,463,399,992.50	64,199,753.01	1,051,625,950.17	8,551,885,299.25	62,646,923,038.35	4,184,691,022.35	19,606,800,641.04	100,569,525,696.67	

NOTE 1: **HERITAGE ASSETS:** Tangible heritage assets are items such as monuments, archeological sites, historic buildings, works of art, and scientific collections which are intended to be held indefinitely and preserved for the benefit of present and future generations because of their rarity and/or significance in relation, but not limited, to their archeological, architectural, agricultural, artistic, cultural, environmental, historical, natural, scientific or technological features (IPSAS 17). NOTE 2: Confluence Rice Mills cannot be classified for now. Hence, its reported separately in the Schedule until classification is done. **NOTE 3: Biological Assets:** Biological Assets are life assets, e.g. animals or plants that are used in agricultural activities. In Kogi State, Biological Assets include, the forest, agricultural plantations, the wild life animals and the fishery. IPSAS 27 requires Biological Assets to be measured on initial recognition and at each reporting date at its fair value less costs to sell, except for the case where the fair value cannot be measured reliably. When such fair value cannot be measured reliably, the entity shall disclose for such biological asset an explanation of why fair value cannot be measured reliably. Biological Assets shall be reported on the face of Financial Position in the GPFS. Based on that, all Biological Assets recognized in PPE in 2019 were expunged and reported separately in this current year financial position

**Kogi State Government of Nigeria**

**Financial Statements for the Year Ended 31 December 2020**

**Notes to the Financial Statements**

**NOTE 37: BIOLOGICAL ASSETS**

S/N	Description	Year Ended 31 December 2020			Year Ended 31 December 2019
		Actual	Budget	Variance	Actual
1	BIOLOGICAL ASSETS	593,712,029,920.00	0	(593,712,029,920.00)	-
<b>TOTAL BIOLOGICAL</b>		<b>593,712,029,920.00</b>	<b>0</b>	<b>(593,712,029,920.00)</b>	<b>-</b>

**Note: Biological Assets:** Biological Assets are life assets, e.g. animals or plants that are used in agricultural activities. In Kogi State, Biological Assets include, the forest, agricultural plantations, the wild life animals and the fishery. NOTE 2: IPSAS 27 requires Biological Assets to be measured on initial recognition and at each reporting date at its fair value less costs to sell, except for the case where the fair value cannot be measured reliably. When such fair value cannot be measured reliably, the entity shall disclose for such biological asset an explanation of why fair value cannot be measured reliably. Biological Assets shall be reported separately on the face of Financial Position in the General Purpose Financial Statements. **NOTE 3:** Kogi State Biological Assets are measured initial at each reporting date at its **Fair Value** less cost to sell.

<b>Kogi State Government of Nigeria</b>			
<b>Financial Statements for the Year Ended 31 December 2020</b>			
<b>Notes to the Financial Statements</b>			
<b>NOTE 38: SHORT-TERM LOANS AND DEBTS:</b>			
<b>S/N</b>	<b>Description</b>	<b>Year Ended 31 December 2020</b>	<b>Year Ended 31 December 2019</b>
1	Short Term Borrowings	1,419,816,647	-
2	Contract Financing	2,802,739,387	5,619,586,220
3	Term Loan	1,487,737,890	8,619,352,395
<b>TOTAL LOANS AND DEBTS (SHORT-TERM)</b>		<b>5,710,293,923</b>	<b>14,238,938,615</b>
<p><b>NOTE:</b> Short-Term Loans, are loans scheduled to be repaid in less than a year to finance temporary working capital needs. However, the contract financing loan and term loan as in above are Internal (Revolving) loans with maturity extending beyond the reporting date. Please note that the Short-Term Loans previously taken being N1,892,086,408 (NewMap Counterpart Fund of N372,202,329 and SUBEB counterpart fund of N1,519,884,079) were not included in 2019 Financial Statements but now recognized in 2020. This disclosure is however for the purpose of Cash flow and cashflow Reconciliation (for Prior Year Adjustment) only.</p>			

<b>Kogi State Government of Nigeria</b>			
<b>Financial Statements for the Year Ended 31 December 2020</b>			
<b>Notes to the Financial Statements</b>			
<b>NOTE 39: PAYABLES</b>			
<b>S/N</b>	<b>DESCRIPTION</b>	<b>Year Ended 31 December 2020</b>	<b>Year Ended 31 December 2019</b>
1	GOODS & SERVICES (CONTRACTUAL OBLIGATIONS ARREARS)	111,680,614.00	111,680,614.00
2	PERSONNEL EMOLUMENTS ( SALARY ARREARS & OTHER STAFF CLAIMS)	131,874,099.00	131,874,099.00
3	PENSION & GRATUITY ARREARS	491,434,976.07	592,474,561.00
<b>SUB-TOTAL</b>		<b>734,989,689.07</b>	<b>836,029,274.00</b>
<p><b>NOTE:</b> Payables are amounts due to other parties (either individuals or entities) arising from claims to cash or other assets as at due date and are recorded as liabilities in the Financial Statements. The items included in Payables as at 31st December 2020 are Contractual obligations, Pension and Gratuity arrears, Staff Salary arrears and Other obligations.</p>			

<b>Kogi State Government of Nigeria</b>			
<b>Financial Statements for the Year Ended 31 December 2020</b>			
<b>Notes to the Financial Statements</b>			

<b>NOTE 40: LONG-TERM LOANS (BORROWINGS):</b>					
S/N	Description	Year Ended 31 December 2020			Year Ended 31 December 2019
		Actual	Budget	Variance	Actual
1	Capital Market Bonds & Other Long Term Borrowings	63,067,081,104	-	63,067,081,104	66,339,170,630
2	External Multi lateral Loans (Foreign Loans)	11,459,972,462	-	11,459,972,462	8,642,924,552
<b>Total Long Term Borrowings</b>		<b>74,527,053,565.48</b>	<b>-</b>	<b>74,527,053,565.48</b>	<b>74,982,095,182</b>
<p>NOTE: Long-term borrowing generally refers to loans that will not become due within one year or before the reporting date. Please note that the Long-Term Loans previously taken being N1,343,120,908.44 (ACCELERATED AGRIC. DEV. SCHEME (AADS) was not included in 2019 Financial Statements but now recognized in 2020. This disclosure is however for the purpose of Cash flow and cashflow Reconciliation (for Prior Year Adjustment) only.</p> <p>NOTE 1: The balance of Salary Bail Out represent the State Government portion of the Gross Loan obtained by both the State Government and the 21 Local Government Areas of the State. The State Government repayment is being deducted from the FAAC allocation, while deduction from the 21 LGAs is also being deducted at source by the FAAC. NOTE 2: THE CLOSING BALANCE FOR FGN RESTRUCTURED BOND WAS OVER STATED IN 2019 FINANCIAL STATEMENTS. THE LOAN HOWEVER, HAD BEEN LIQUIDATED. NOTE 3: COMMERCIAL BANK LOAN ALREADY LIQUIDATED AS AT 31/12/2019 BUT WAS STILL RECOGNIZED DUE TO ABSENCE OF AMORTIZATION SCHEDULE</p> <p>Multilateral loans is the debt owed by developing countries to the World Bank and International Monetary Fund (IMF), known as the Bretton Woods Institutions (BWIs). In the last decade these institutions have become the major creditors of the developing world.</p>					

<b>Kogi State Government of Nigeria</b>						
<b>Financial Statements for the Year Ended 31 December 2020</b>						
<b>Notes to the Financial Statements</b>						
<b>NOTE 41: COVID-19 FINANCIAL STATEMENT FOR THE YEAR ENDED 31 DECEMBER 2020</b>						
Code	Name	NOTE	2020 REVISED BUDGET	CUMULATIVE AS AT NOVEMBER 2020	ACTUAL COVID RESPONSIVE FOR DECEMBER 2020	CUMULATIVE AS AT 31 DECEMBER 2020
	<b>OPENING BALANCE</b>		-	-	-	-
	<b>INCOME/REVENUE</b>					
	STATE GOVERNMENT COVID FUND	18	10,884,715,994.00	1,243,434,130.73	1,342,566,161.00	2,586,000,291.73
	TRANSFER FROM FEDERAL GOVERNMENT OF NIGERIA	19	1,000,000,000.00	1,064,500,000.00	-	1,064,500,000.00
	SUPPORT FROM DEVELOPMENT PARTNERS	20	500,000,000.00	1,571,500.00	-	1,571,500.00
	LOANS FROM CBN AND OTHER COMM. BANKS	21	2,000,000,000.00	-	-	-
	DONATIONS	22	1,000,000,000.00	1,577,962,992.50	312,655,180.00	1,890,618,172.50
	<b>TOTAL INCOME</b>		<b>15,384,715,994.00</b>	<b>3,887,468,623.23</b>	<b>1,655,221,341.00</b>	<b>5,542,689,964.23</b>
	<b>EXPENDITURES</b>					

<b>EXPENDITURES</b>					
SALARIES AND WAGES	23	161,033,194.00	14,334,000.00		14,334,000.00
OVERHEAD COSTS	34	60,000,000.00	-		-
OTHER EXPENDITURES	25	3,457,480,000.00	1,589,400,600.00	907,315,867.00	2,496,716,466.00
<b>TOTAL RECURRENT EXPENDITURES</b>		<b>3,678,513,194.00</b>	<b>1,603,734,600.00</b>	<b>907,315,867.00</b>	<b>2,511,050,466.00</b>
<b>CAPITAL EXPENDITURES</b>	26	<b>11,706,202,800.00</b>	<b>2,283,734,023.23</b>	<b>747,905,474.00</b>	<b>3,031,639,497.23</b>
<b>GRAND TOTAL</b>		<b>15,384,715,994.00</b>	<b>3,887,468,623.23</b>	<b>1,655,221,341.00</b>	<b>5,542,689,963.23</b>



**Alhaji Momoh Jibrin (FCNA)**  
Accountant-General  
Kogi State

**Kogi State Government of Nigeria**

**Financial Statements for the Year Ended 31 December 2020**

**Notes to the Financial Statements**

**NOTE 42: SFTAS DISCLOSURE**

Kogi State participated in the World Bank Assisted State Fiscal Transparency, Accountability and Sustainability Program for Result (SFTAS Pfor R) having met the Eligibility Criteria in 2018. The Amount of Grant is determined by Disbursement Linked Results achieved by the state as defined in the Subsidiary Grant Agreement. The achievement of performance by the State is verified by an Independent Verification Agent. The Program Expenditure Framework for SFTAS comprises expenditure incurred in the following budget lines.


DESCRIPTION	2020			2019			2018		
	Personnel	Overhead	Total	Personnel	Overhead	Total	Personnel	Overhead	Total
	₦' 000	₦' 000	₦' 000	₦' 000	₦' 000	₦' 000	₦' 000	₦' 000	₦' 000
<b>Ministry of Budget &amp; Planning</b>	-	-	-	49,016	58,262	107,278	39,606	64,732	104,338
<b>Ministry of Finance</b>	100,156	605,802	705,958	49,019	55,407	104,426	42,554	78,027	120,581
<b>Kogi State Internal Revenue Service</b>	789,416	2,453,755	3,243,171	892,146	2,478,507	3,370,653	771,226	2,280,837	3,052,063
<b>Accountant-General's Office</b>	293,191	720,037	1,013,228	297,554	144,406	441,960	217,391	140,618	358,009
<b>Total</b>	<b>1,182,763</b>	<b>3,779,594</b>	<b>4,962,357</b>	<b>1,287,735</b>	<b>2,736,582</b>	<b>4,024,317</b>	<b>1,070,777</b>	<b>2,564,214</b>	<b>3,634,991</b>

*NB: In year 2020, Ministry of Budget and Planning was merged with Ministry of Finance. Hence the figure in year 2020 for Ministry of Finance is the aggregate for the two ministries.*

The disbursements below were received as grant from the Federal Government in the State's Consolidated Revenue Fund and are reflected in the activity and balances in the Financial Statements (Consolidated Statement of Financial Performance) under Aid and Grants in Note 5. The actual disbursements for 2018 & 2019 performance were received in 2020 and part in early 2021. The assessment for 2020 will come-up in year 2021.

DESCRIPTION	2020	2019
	₦' 000	₦' 000

Amount Earned for 2018 Performance	-	3,168,000
Amount Earned for 2019 Performance	6,802,000	-
<b>Total</b>	<b>6,802,000</b>	<b>3,168,000</b>



**Alhaji Momoh Jibrin (FCNA)**  
Accountant-General  
Kogi State



## HIGHLIGHTS OF 2020 BUDGET PERFORMANCE:

In accordance with the provision of Section 121 of 1999 Constitution of the Federal Republic of Nigeria, as amended, the State Governor, His Excellency, Alhaji Yahaya Bello presented the 2020 Budget of “**Prosperity**” (Appropriation Bill) to the State House of Assembly on 14th December, 2019. The Bill was passed into Appropriation Act by the House of Assembly on 18th December, 2019 and assented to by His Excellency, Alhaji Yahaya Bello, the Executive Governor of Kogi State on 18th December, 2019. The Appropriation Act consists of Recurrent Revenue of ₦92,932,509,241 and Capital Receipt of ₦83,190,582,690. Also, a Recurrent Expenditure of ₦86,964,711,615 and Capital Expenditure of ₦89,158,380,316

However, due to the COVID-19 pandemic that ravaged the whole world in 2020, there was a need to revise the Budget. Thus, in line with the State Fiscal Transparency, Accountability and Sustainability (SFTAS) Program’s requirements, the 2020 budget was revised and passed into Appropriation Act by the State House of Assembly on 23<sup>rd</sup> July, 2020 and assented to by His Excellency, on 23<sup>rd</sup> July, 2020. The new revised budget together with other supplementary budget within the period consists of a Recurrent Revenue of ₦101,063,669,855 and Capital Receipt of ₦21,907,288,154. Also, a Recurrent Expenditure of ₦78,706,230,122 and Capital Expenditure of ₦44,264,727,887.

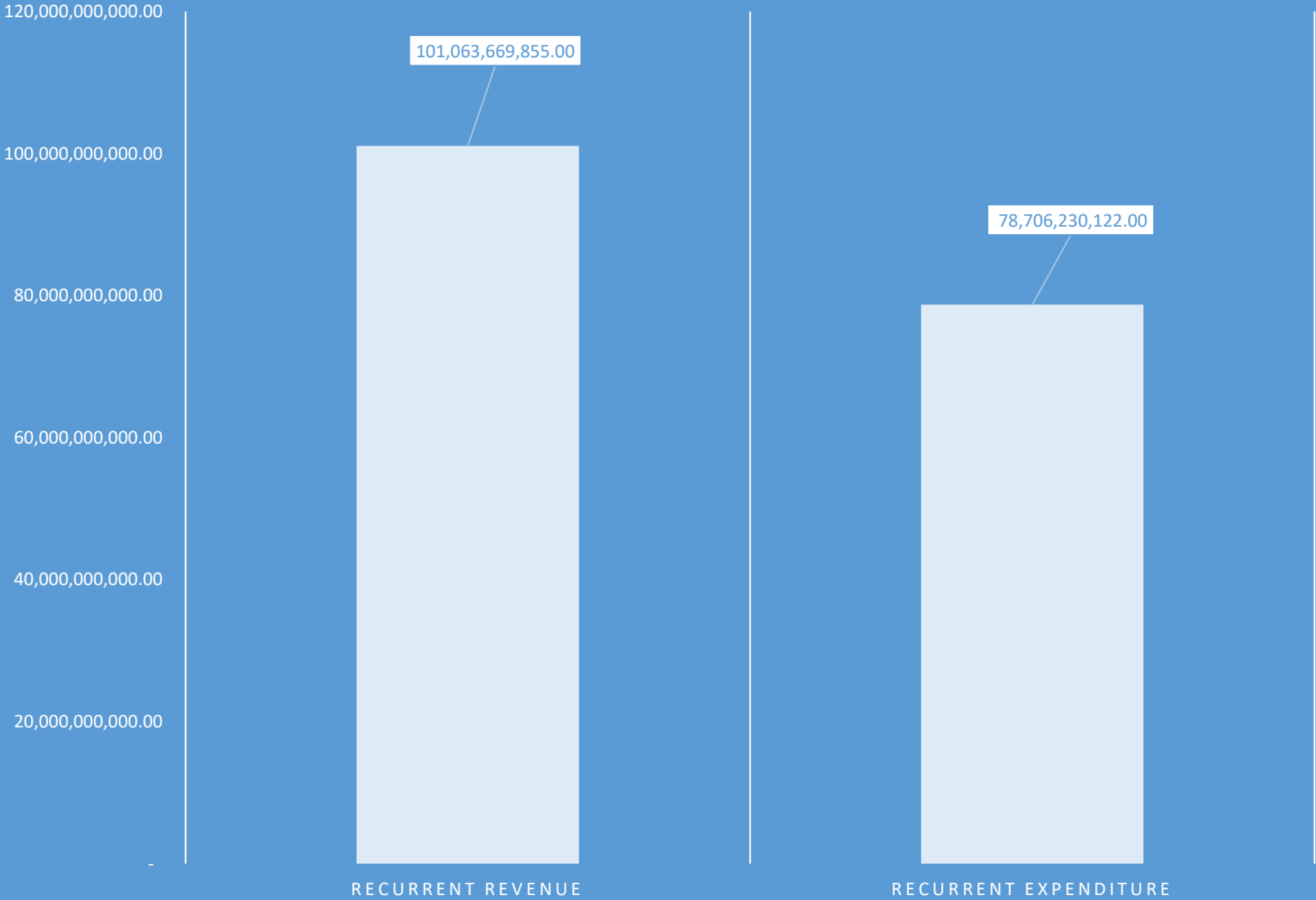
In line with **IPSAS 24**, to ensures that Public Sector Entities (**PSE**) discharge their accountability obligations to enhance the transparency of their financial statements by demonstrating compliance with the approved budget for which they are held publicly accountable, below is the presentation of the summary of the Revised Budget Information in Financial Statements.

## REVISED 2020 BUDGET

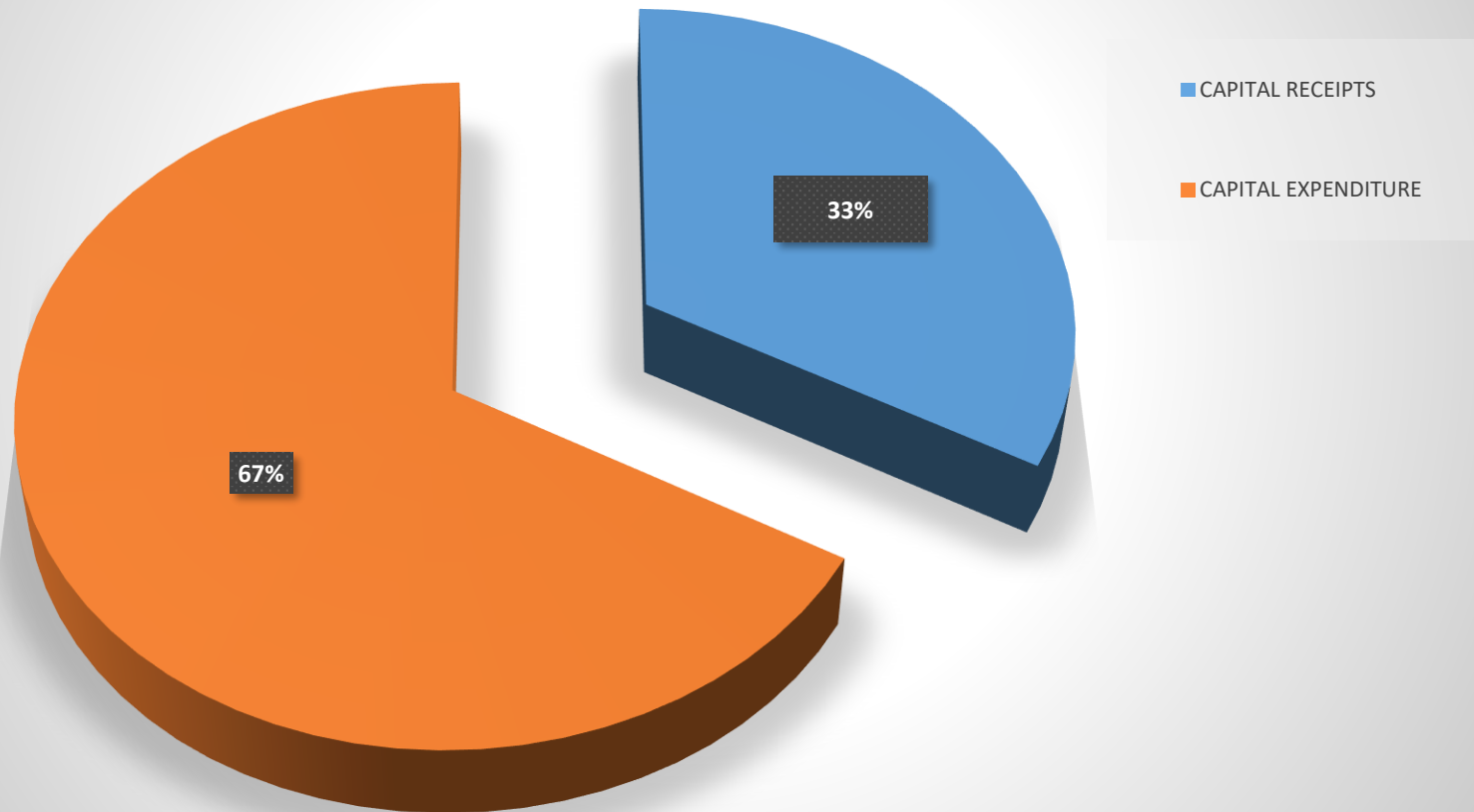
DESCRIPTION	REVENUE	%	EXPENDITURE	%
REVENUE	101,063,669,855.00	82.2	78,706,230,122.00	64
CAPITAL	21,907,288,154.00	17.8	44,264,727,887.00	36
<b>TOTAL</b>	<b>122,970,958,009.00</b>	<b>100</b>	<b>122,970,958,009.00</b>	<b>100</b>

**2020 Revised Budget: (Recurrent Revenue & Expenditure and Capital Receipts & Expenditure).**

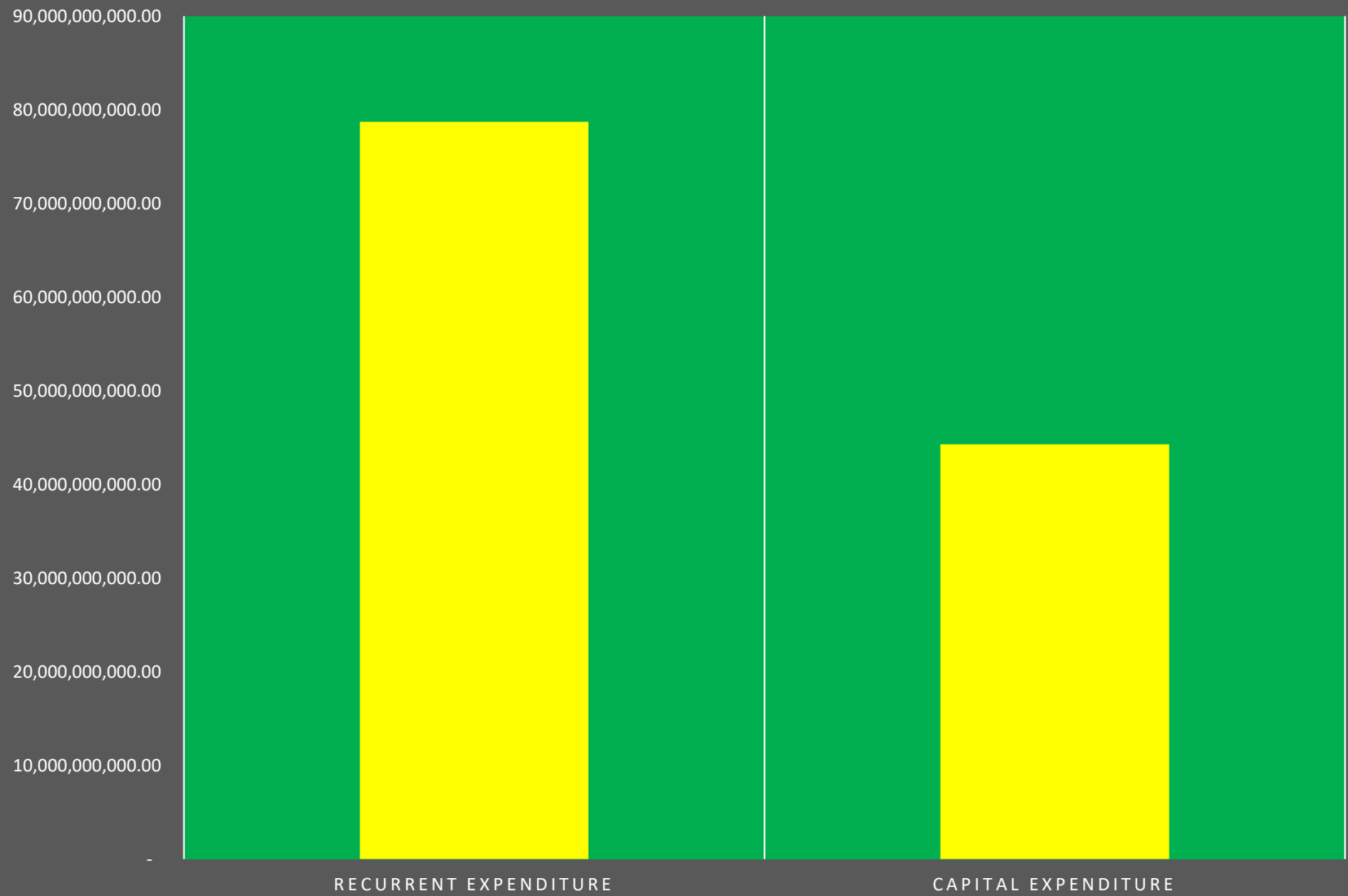
# GRAPHICAL PRESENTATION OF REVISED RECURRENT REVENUE AND RECURRENT EXPENDITURE



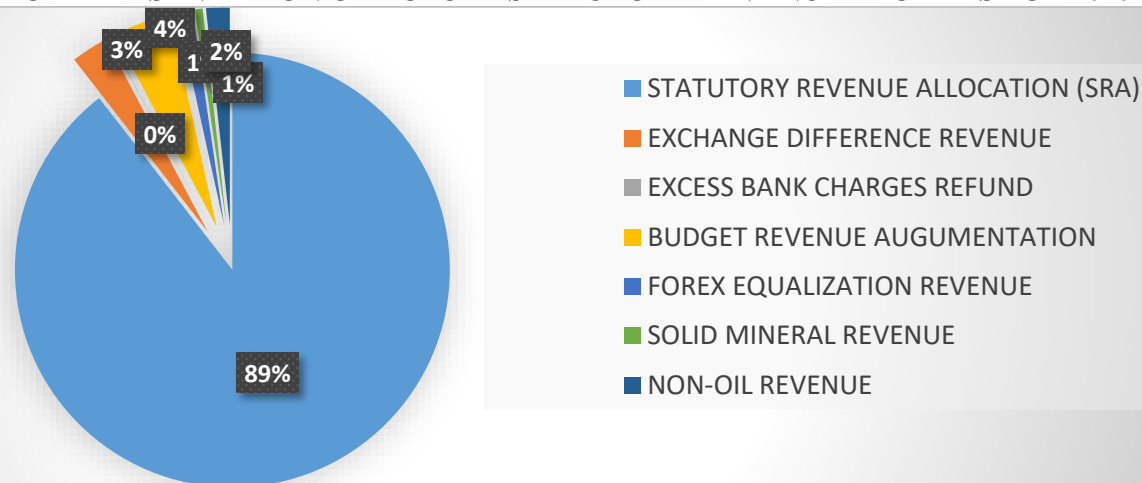
## Graphical presentation of Revised Capital Receipts to Capital Expenditure



### HISTOGRAPHICAL PRESENTATION OF REVISED 2020 RECURRENT EXPENDITURE TO CAPITAL EXPENDITURE



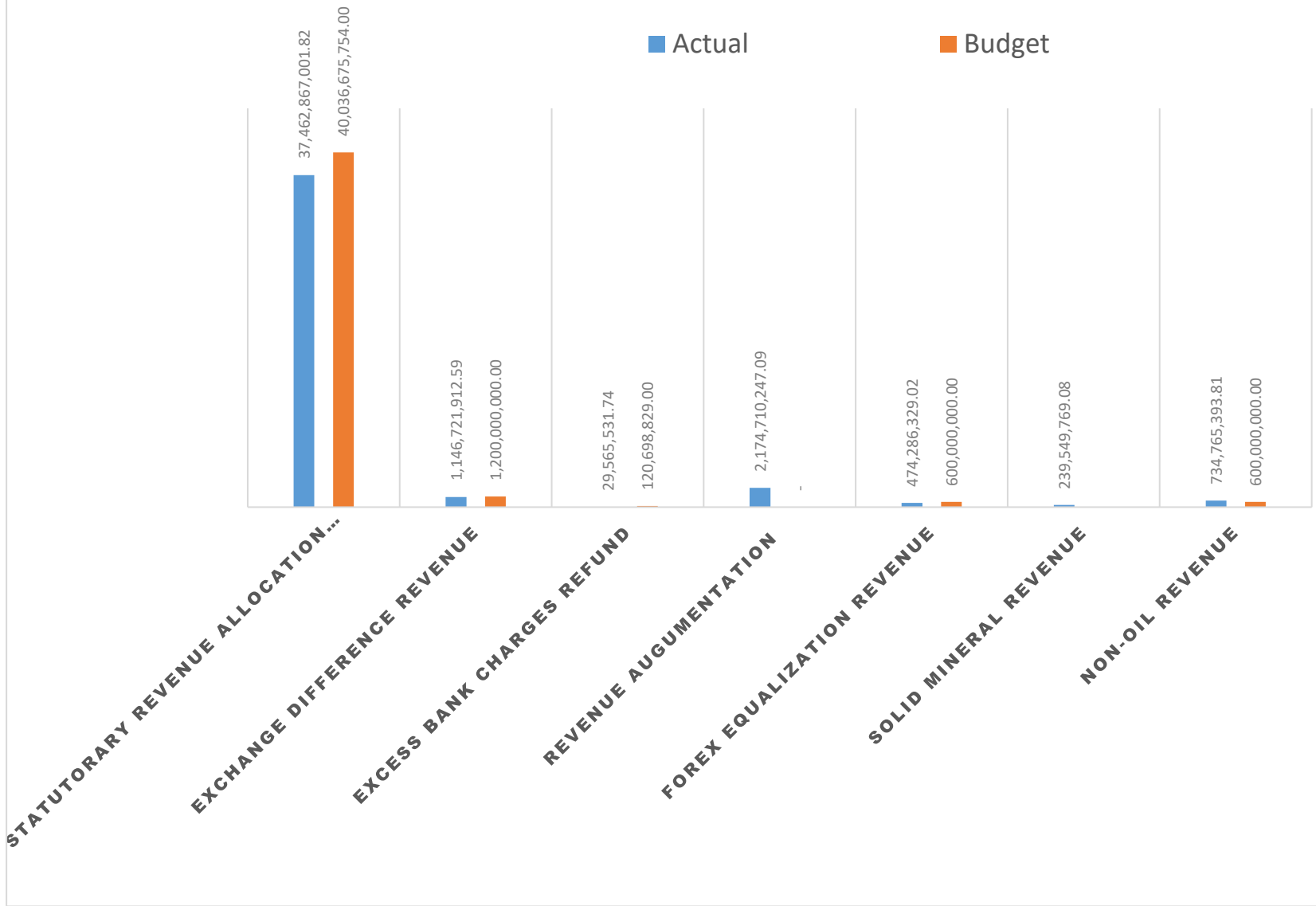
**GRAPHICAL PRESENTATION OF ACTUAL STATUTORY REVENUE RECEIPTS FOR 2020**



**COMPARISON OF 2020 BUDGET TO ACTUAL**

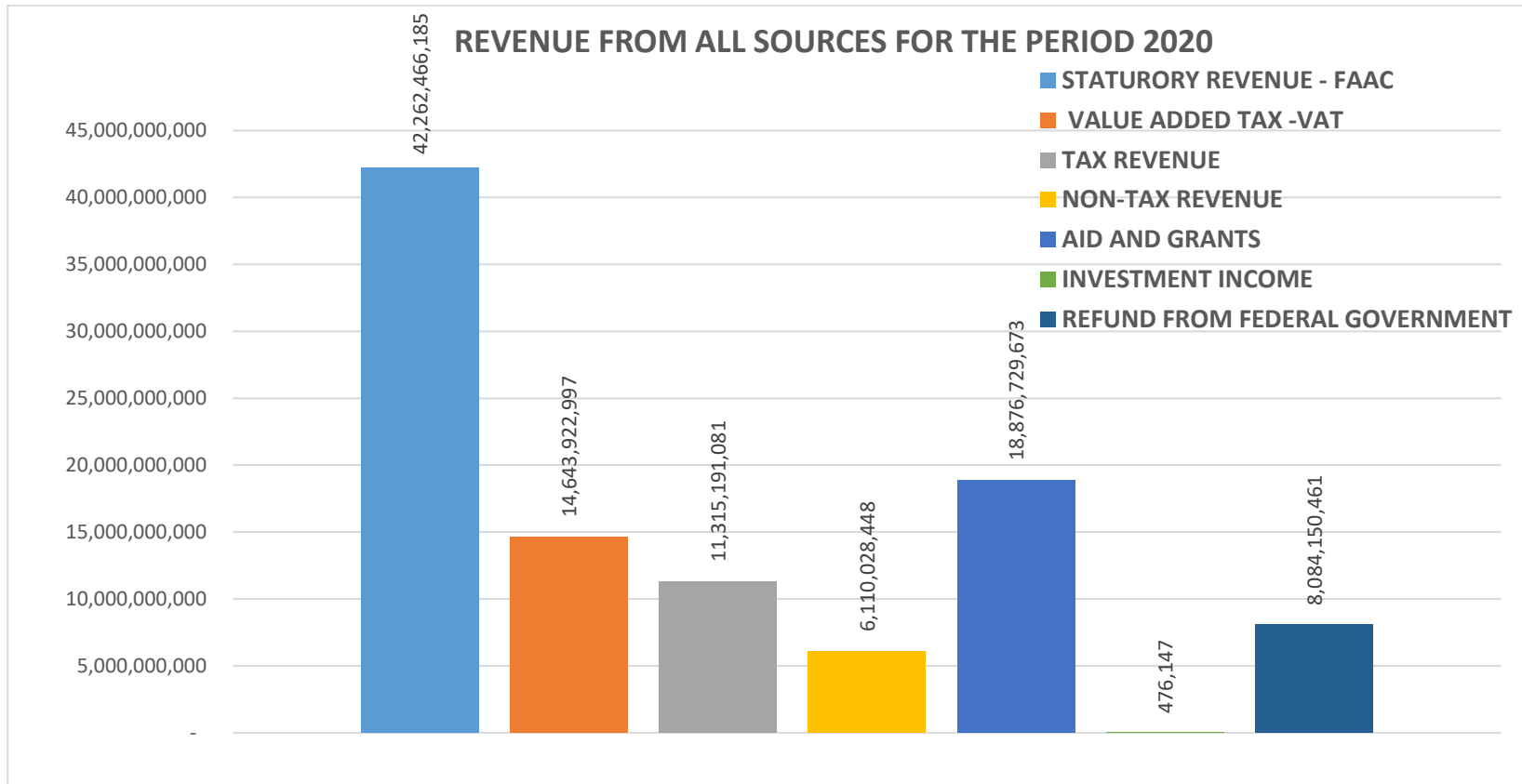
<b>DESCRIPTION OF REVENUE SOURCES</b>	<b>ACTUAL</b>	<b>BUDGET</b>
STATUTORY REVENUE ALLOCATION (SRA)	37,462,867,001.82	40,036,675,754.00
EXCHANGE DIFFERENCE REVENUE	1,146,721,912.59	1,200,000,000.00
EXCESS BANK CHARGES REFUND	13,871,521.74	120,698,829.00
REVENUE AUGUMENTATION	2,174,710,247.09	-
FOREX EQUALIZATION REVENUE	474,286,329.02	600,000,000.00
SOLID MINERAL REVENUE	239,549,769.08	
NON-OIL REVENUE	734,765,393.81	600,000,000.00
PARIS CLUB REFUND	-	
NNPC REFUND	-	
<b>TOTAL</b>	<b>42,262,772,174.41</b>	<b>42,557,374,583.00</b>

### COMPARISON OF ACTUAL RECEIPTS TO BUDGET FOR 2020



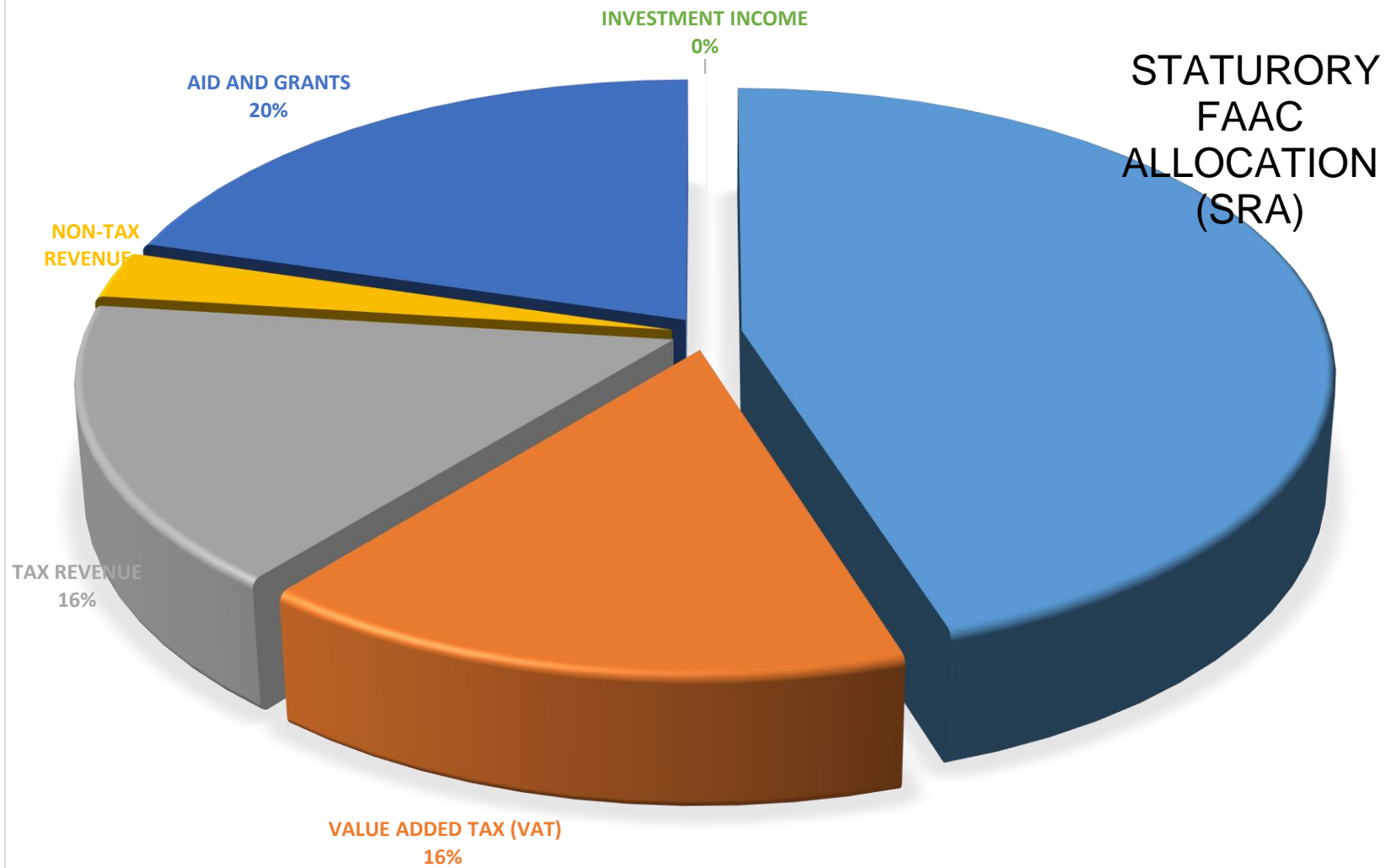
### REVENUE FROM ALL SOURCES FOR 2020

DESCRIPTION OF REVENUE ITEMS	ACTUAL
STATORORY REVENUE - FAAC	42,262,466,185
VALUE ADDED TAX -VAT	14,643,922,997
TAX REVENUE	11,315,191,081
NON-TAX REVENUE	6,110,028,448
AID AND GRANTS	18,876,729,673
INVESTMENT INCOME	476,147
REFUND FROM FEDERAL GOVERNMENT	8,084,150,461





PERCENTILE PRESENTATION OF TOTAL RECEIPTS BY ECONOMIC LINES



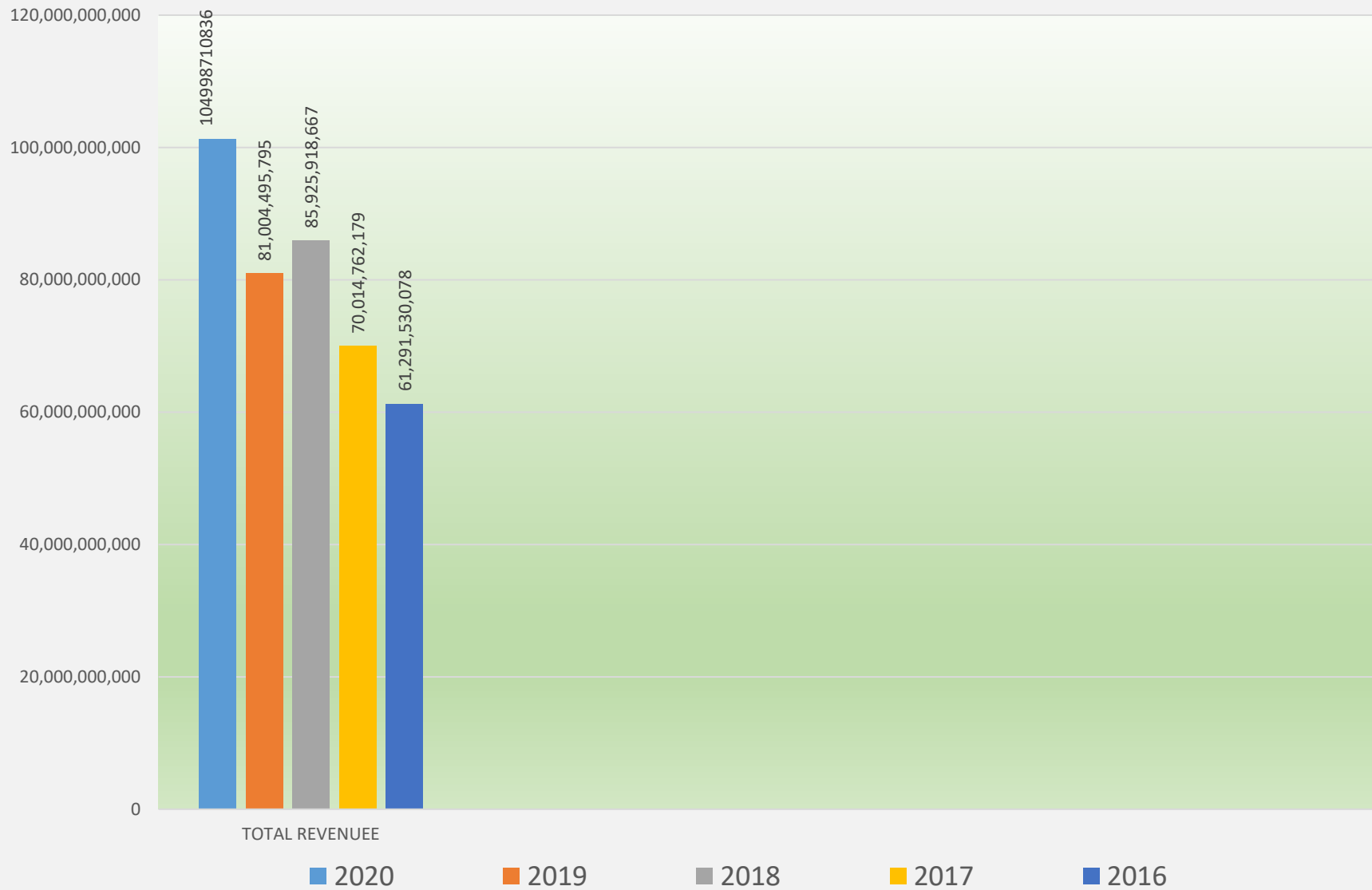
## KOGI STATE GOVERNMENT OF NIGERIA

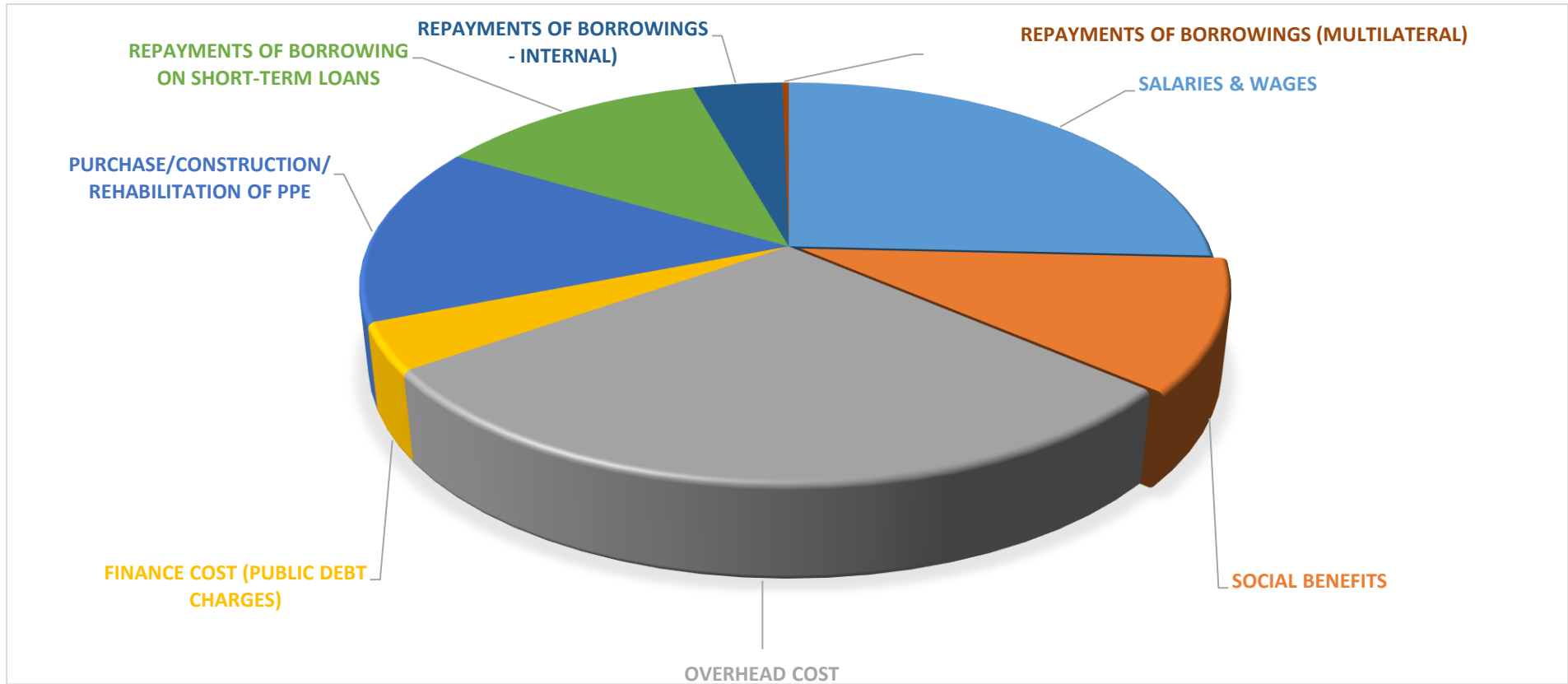
### FINANCIAL STATEMENTS FOR THE YEAR ENDED 31ST DECEMBER, 2020

#### FIVE YEARS FINANCIAL SUMMARY OF ACTUAL REVENUE & EXPENDITURE

REVENUE	YEAR ENDED 31ST DECEMBER, 2020	YEAR ENDED 31ST DECEMBER, 2019	YEAR ENDED 31ST DECEMBER, 2018	YEAR ENDED 31ST DECEMBER, 2017	YEAR ENDED 31ST DECEMBER, 2016
GOVERNMENT SHARE OF FAAC	42,246,772,174.00	48,741,034,875	63,022,947,449	49,407,529,589	43,383,922,064
GOVERNMENT SHARE OF VAT	14,643,922,997.00	12,086,864,902	11,259,138,718	10,014,002,427	7,694,488,524
TAX REVENUE	11,345,191,081.00	10,993,913,198	6,942,732,056	7,620,174,579	6,496,025,470
NON-TAX REVENUE	6,110,028,448.00	6,205,293,207	4,520,456,754	2,873,007,158	3,715,571,383
AIDS & GRANTS	22,564,803,409.00	2,977,389,612	36,691,242	100,000,000	-
GAIN ON INVESTMENTS	476,147.36	-	143,952,448	48,425	1,522,637
REFUND FROM FEDERAL GOVERNMENT	8,084,150,461.00	-	-	-	-
OTHER SUNDRY REFUNDS	3,366,119.00	-	-	-	-
<b>TOTAL REVENUEE</b>	<b>104,998,710,836.36</b>	<b>81,004,495,795</b>	<b>85,925,918,667</b>	<b>70,014,762,179</b>	<b>61,291,530,078</b>
<b>EXPENDITURE:</b>					
SALARY & WAGES	25,572,872,394.00	33,740,343,885	25,037,072,557	22,175,646,412	28,764,465,679
SOCIAL BENEFITS	10,366,920,483.00	25,607,295,090	5,436,782,295	5,522,350,363	10,851,969,028
OVERHEAD COSTS	27,167,437,017.00	29,826,174,501	25,045,082,830	27,320,684,786	20,393,402,772
DEPRECIATION CHARGES	7,804,772,208.10	5,563,868,631	1,711,364,363	1,546,831,667	3,066,453,901
PUBLIC DEBT CHARGES	3,689,429,942.00	5,464,735,019	520,527,175	3,997,662,998	2,692,748,905
ACQUISITION OF PROPERTY, PLANTS & EQUIPMENT (PPE)	14,045,174,638.41	28,589,764,955	16,169,140,400	19,888,119,811	15,828,823,277
IMPAIRMENT (LOSS) ON INVESTMENT	-	38,061,617	-	-	-
<b>TOTAL EXPENDITURE</b>	<b>88,646,606,682.51</b>	<b>128,830,243,697</b>	<b>73,919,969,620</b>	<b>80,451,296,037</b>	<b>81,597,863,562</b>
<b>CASH AND CASH EQUIVALENT</b>	<b>44,902,081,236.00</b>	<b>32,456,282,771</b>	<b>16,497,916,896</b>	<b>13,673,278,652</b>	<b>20,398,489,309</b>
<b>YEAR</b>	<b>2020</b>	<b>2019</b>	<b>2018</b>	<b>2017</b>	<b>2016</b>
<b>TOTAL REVENUE</b>	<b>104,998,710,836.36</b>	<b>81,004,495,794.74</b>	<b>85,925,918,666.56</b>	<b>70,014,762,178.66</b>	<b>61,291,530,078.00</b>

### FIVE YEARS TREND ANALYSIS OF TOTAL REVENUE FROM 2016-2020





SALARY & WAGES			25,572,872,394.00
SOCIAL BENEFITS			10,366,920,483.00
OVERHEAD COSTS			27,167,437,017.00
PUBLIC DEBT CHARGES			3,689,429,942.00
ACQUISITION OF PROPERTY, PLANTS & EQUIPMENT (PPE)			14,045,174,638.41
REPAYMENT OF BORROWING (SHORT-TERM)			11,840,547,748.00
REPAYMENT OF BORROWING (INTERNAL)			3,907,066,120.00
REPAYMENT OF BORROWING (MULTILATERAL)			281,430,300.00
			<b>96,870,878,642.41</b>